

STATEMENT OF APPROPRIATIONS, ALLOTMENTS, OBLIGATIONS DISBURSEMENTS AND BALANCES
As of the Quarter Ending December 31, 2019

FAR No. 1-A

Department: Science and Technology
Agency: Industrial Technology Development Institute
Operating Unit:
Org. Code: 190050000000

	Current Year Appropriations
	Supplemental Appropriations
X	Continuing Appropriations

Particulars	UACS CODE	Appropriations			Allotments					Current Year Obligations				
		Authorize Appropriation	Adjustments (Transfer (To)(From, Realignment)	Adjusted Appropriations	Allotments Received	Adjustments (Withdrawal, Realignment)	Transfer To	Transfer From	Adjusted Total Allotments	1st Quarter Ending March 31	2nd Quarter Ending June 30	3rd Quarter Ending Sept. 30	4th Quarter Ending Dec. 31	Total
1	2	3	4	5=3+4	6	7	8	9	10=[(6+(-)7)-8+9]	11	12	13	14	15=(11+12+13+14)
SUMMARY														
A. AGENCY SPECIFIC BUDGET		24,699,390.97	-	24,699,390.97	24,699,390.97	-	-	-	24,699,390.97	8,026,154.44	7,427,963.48	1,864,032.72	4,598,445.76	21,916,596.40
Personnel Services		-	-	-	-	-	-	-	-	-	-	-	-	-
Salaries and Wages		-	-	-	-	-	-	-	-	-	-	-	-	-
Regular	5010101001	-	-	-	-	-	-	-	-	-	-	-	-	-
Cashual/Contractual		-	-	-	-	-	-	-	-	-	-	-	-	-
Other Compensation		-	-	-	-	-	-	-	-	-	-	-	-	-
PERA - Civilian	5010201001	-	-	-	-	-	-	-	-	-	-	-	-	-
Representation Allowance (RA)	5010202000	-	-	-	-	-	-	-	-	-	-	-	-	-
Transportation Allowance (TA)	5010203001	-	-	-	-	-	-	-	-	-	-	-	-	-
Clothing/Uniform Allowance	5010204001	-	-	-	-	-	-	-	-	-	-	-	-	-
SA - Magna Carta for Science and Tech	5010205002	-	-	-	-	-	-	-	-	-	-	-	-	-
LA - Magna Carta for Science and Tech	5010206003	-	-	-	-	-	-	-	-	-	-	-	-	-
HP - Hazard Pay	5010211004	-	-	-	-	-	-	-	-	-	-	-	-	-
LP - Longevity Pay	5010212003	-	-	-	-	-	-	-	-	-	-	-	-	-
Overtime Pay	5010213001	-	-	-	-	-	-	-	-	-	-	-	-	-
Productivity Incentive Allowance - Civ	5010208001	-	-	-	-	-	-	-	-	-	-	-	-	-
Mid-year Bonus	5010299036	-	-	-	-	-	-	-	-	-	-	-	-	-
Year-end Bonus - Civilian	5010214001	-	-	-	-	-	-	-	-	-	-	-	-	-
Cash Gift - Civilian	5010215001	-	-	-	-	-	-	-	-	-	-	-	-	-
Pag-IBIG - Civilian	5010302001	-	-	-	-	-	-	-	-	-	-	-	-	-
Collective Negotiation Agreement Ince	5010299011	-	-	-	-	-	-	-	-	-	-	-	-	-
Terminal Leave Benefits	5010403001	-	-	-	-	-	-	-	-	-	-	-	-	-
Philhealth - Civilian	5010303001	-	-	-	-	-	-	-	-	-	-	-	-	-
ECIP - Civilian	5010304001	-	-	-	-	-	-	-	-	-	-	-	-	-
Other Personnel Benefits	5010499099	-	-	-	-	-	-	-	-	-	-	-	-	-
Maintenance and Other Operating Expenses		18,834,300.71	-	18,834,300.71	18,834,300.71	-	-	-	18,834,300.71	7,561,728.44	4,115,909.48	1,712,832.72	2,886,825.76	16,277,296.40
Travelling Expenses		-	-	-	-	-	-	-	-	-	-	-	-	-
Local	5020101000	242,349.86	-	242,349.86	242,349.86	31,562.57	-	-	273,912.43	302,110.00	48,362.64	127,472.93	20,885.51	498,831.08
Foreign	5020102000	1,434,157.13	-	1,434,157.13	1,434,157.13	(170,584.13)	-	-	1,263,573.00	661,315.77	162,281.25	(11,791.25)	-	811,805.77
Training Expenses	5020201000	997,033.36	-	997,033.36	997,033.36	(714,398.61)	-	-	282,634.75	30,389.75	20,400.00	7,500.00	-	58,289.75
Supplies and Materials Expenses		-	-	-	-	-	-	-	-	-	-	-	-	-
Office Supplies Expenses	5020301000	329,509.31	-	329,509.31	329,509.31	204,262.63	-	-	533,771.94	222,402.92	58,003.00	24,691.25	314,423.86	619,521.03
Accountable Forms Expenses	5020302000	-	-	-	-	-	-	-	-	-	-	-	-	-
Drug and Medicine Expenses	5020307000	-	-	-	-	-	-	-	-	-	-	-	-	-
Medical, Dental & Laboratory Supplie:	5020308000	320,924.00	-	320,924.00	320,924.00	5,070,311.57	-	-	5,391,235.57	471,460.15	3,264,198.11	989,579.24	1,499,690.11	6,224,927.61
Fuel, Oil and Lubricants Expenses	5020309000	265,534.99	-	265,534.99	265,534.99	(28,669.92)	-	-	236,865.07	23,394.37	-	-	-	23,394.37
Agricultural Supplies	5020310000	-	-	-	-	-	-	-	-	-	-	-	-	-
Textbooks & Instructional Materials	5020311001	171,077.00	-	171,077.00	171,077.00	(161,077.00)	-	-	10,000.00	-	-	-	-	-
Other Supplies and Materials Expense	5020399000	157,294.91	-	157,294.91	157,294.91	(104,290.46)	-	-	53,004.45	-	27,526.00	-	8,212.50	35,738.50
Utility Expenses		-	-	-	-	-	-	-	-	-	-	-	-	-
Water	5020401000	26,483.44	-	26,483.44	26,483.44	10,000.00	-	-	36,483.44	1,058,330.95	-	-	10,000.00	1,068,330.95
Electricity	5020402000	226,314.94	-	226,314.94	226,314.94	(15,000.00)	-	-	211,314.94	1,853,240.25	-	-	10,000.00	1,863,240.25

STATEMENT OF APPROPRIATIONS, ALLOTMENTS, OBLIGATIONS DISBURSEMENTS AND BALANCES
As of the Quarter Ending December 31, 2019

FAR No. 1-A

Department: Science and Technology
Agency: Industrial Technology Development Institute
Operating Unit:
Org. Code: 190050000000

	Current Year Appropriations
	Supplemental Appropriations
X	Continuing Appropriations

Particulars	UACS CODE	Appropriations			Allotments					Current Year Obligations				
		Authorize Appropriation	Adjustments (Transfer To)(From, Realignment)	Adjusted Appropriations	Allotments Received	Adjustments (Withdrawal, Realignment)	Transfer To	Transfer From	Adjusted Total Allotments	1st Quarter Ending March 31	2nd Quarter Ending June 30	3rd Quarter Ending Sept. 30	4th Quarter Ending Dec. 31	Total
1	2	3	4	5=3+4	6	7	8	9	10=[(6+(-)7)-8+9]	11	12	13	14	15=(11+12+13+14)
Communication Expenses														
Postage and Courier	5020501000	-	-	-	-	-	-	-	-	-	-	-	7,790.00	7,790.00
Telephone (Mobile)	5020502001	60,400.00	-	60,400.00	60,400.00	(60,400.00)	-	-	-	-	-	-	-	-
Telephone (Landline)	5020502002	72,270.54	-	72,270.54	72,270.54	-	-	-	72,270.54	-	-	-	-	-
Internet Subscription	5020503000	-	-	-	-	-	-	-	-	-	-	-	-	-
Extraordinary and Miscellaneous Expense	5021003000	113,982.70	-	113,982.70	113,982.70	-	-	-	113,982.70	-	-	-	-	-
Professional Services														
Legal Services	5021101000	-	-	-	-	-	-	-	-	-	-	-	-	-
Auditing Services	5021102000	-	-	-	-	-	-	-	-	-	-	-	-	-
Consultancy Services	5021103000	-	-	-	-	-	-	-	-	-	-	-	-	-
Other Professional Services	5021199000	5,736,486.27	-	5,736,486.27	5,736,486.27	(3,342,547.73)	-	-	2,393,938.54	-	330,000.00	246,284.80	35,400.00	611,684.80
General Services														
Janitorial Services	5021202000	338,024.80	-	338,024.80	338,024.80	-	-	-	338,024.80	15,042.20	-	-	-	15,042.20
Security Services	5021203000	482,550.95	-	482,550.95	482,550.95	-	-	-	482,550.95	6,341.61	-	-	-	6,341.61
Repair and Maintenance														
Buildings and Other Structures	5021304001	1,858,501.51	-	1,858,501.51	1,858,501.51	(952,027.23)	-	-	906,474.28	827,705.81	530,596.18	-	40,000.00	1,398,301.99
Technical and Scientific Equipment	5021305014	3,581,718.60	-	3,581,718.60	3,581,718.60	767,817.46	-	-	4,349,536.06	923,984.92	153,956.00	36,800.00	383,701.80	1,498,442.72
IT Equipment	5021305003	-	-	-	-	-	-	-	-	-	-	-	-	-
Transportation Equipment	5021306001	50,000.00	-	50,000.00	50,000.00	-	-	-	50,000.00	20,149.50	-	-	-	20,149.50
Office Equipment, Furnitures and Fixt	5021305002	98,855.00	-	98,855.00	98,855.00	-	-	-	98,855.00	-	-	-	20,403.00	20,403.00
Other Property, Plant & Equipment	5021305099	-	-	-	-	-	-	-	-	-	-	-	-	-
Financial Assistance/Subsidy														
Subsidy - Others (Donations)	5029908000	-	-	-	-	-	-	-	-	-	-	-	-	-
Taxes, Insurance Premium and Other Fees														
Taxes, Duties & Licenses	5021501001	380,000.00	-	380,000.00	380,000.00	221,166.96	-	-	601,166.96	-	15,431.40	-	205,735.56	221,166.96
Fidelity Bond Premiums	5021502000	12,736.50	-	12,736.50	12,736.50	-	-	-	12,736.50	-	-	-	-	-
Insurance Expenses	5021503000	246,949.76	-	246,949.76	246,949.76	-	-	-	246,949.76	12,037.56	-	-	-	12,037.56
Other Maintenance & Operating Expenses														
Advertising Expenses	5029901000	-	-	-	-	101,188.00	-	-	101,188.00	1,188.00	-	100,000.00	-	101,188.00
Printing & Publication Expenses	5029902000	187,034.00	-	187,034.00	187,034.00	(182,034.00)	-	-	5,000.00	-	-	-	-	-
Representation Expenses	5029903000	786,078.04	-	786,078.04	786,078.04	(124,403.01)	-	-	661,675.03	60,654.96	302,904.90	170,809.75	128,295.42	662,665.03
Transportation & Delivery Expenses	5029904000	49,072.00	-	49,072.00	49,072.00	(29,916.00)	-	-	19,156.00	3,868.46	250.00	13,486.00	5,420.00	23,024.46
Rent/Motor Vehicles	5029905003	-	-	-	-	8,000.00	-	-	8,000.00	-	-	8,000.00	-	8,000.00
Rent/Lease Expenses - Equipment	5029905004	60,000.00	-	60,000.00	60,000.00	20,000.00	-	-	80,000.00	50,529.52	-	-	-	50,529.52
Membership Dues & Contributions to	5029906000	-	-	-	-	-	-	-	-	108,531.74	-	-	-	108,531.74
Subscription Expenses	5029907000	-	-	-	-	-	-	-	-	-	-	-	-	-
Other Maintenance and Operating Ex	5029999000	548,961.10	-	548,961.10	548,961.10	(548,961.10)	-	-	-	909,050.00	(798,000.00)	-	196,868.00	307,918.00

STATEMENT OF APPROPRIATIONS, ALLOTMENTS, OBLIGATIONS DISBURSEMENTS AND BALANCES
As of the Quarter Ending December 31, 2019

Department: Science and Technology
Agency: Industrial Technology Development Institute
Operating Unit:
Org. Code: 190050000000

	Current Year Appropriations
	Supplemental Appropriations
X	Continuing Appropriations





Particulars	UACS CODE	Appropriations			Allotments					Current Year Obligations				
		Authorize Appropriation	Adjustments (Transfer To)(From, Realignment)	Adjusted Appropriations	Allotments Received	Adjustments (Withdrawal, Realignment)	Transfer To	Transfer From	Adjusted Total Allotments	1st Quarter Ending March 31	2nd Quarter Ending June 30	3rd Quarter Ending Sept. 30	4th Quarter Ending Dec. 31	Total
1	2	3	4	5=3+4	6	7	8	9	10=[(6+(-)7)-8+9]	11	12	13	14	15=(11+12+13+14)
Capital Outlay		5,865,090.26	-	5,865,090.26	5,865,090.26	-	-	-	5,865,090.26	464,426.00	3,312,054.00	151,200.00	1,711,620.00	5,639,300.00
Motor Vehicle	5060406001	-	-	-	-	-	-	-	-	-	-	-	-	-
Buildings	5060404001	-	-	-	-	-	-	-	-	-	-	-	-	-
Communication Services	5060403006	-	-	-	-	-	-	-	-	-	-	-	-	-
IT Equipment and Software	5060405003	-	-	-	-	-	-	-	-	-	-	-	-	-
Computer Software	5060602000	-	-	-	-	-	-	-	-	-	-	-	-	-
Office Equipment	5060405002	-	-	-	-	99,910.00	-	-	99,910.00	99,910.00	-	-	-	99,910.00
Technical and Scientific Equipment	5060405014	5,865,090.26	-	5,865,090.26	5,865,090.26	(99,910.00)	-	-	5,765,180.26	364,516.00	3,312,054.00	151,200.00	1,711,620.00	5,539,390.00
B. AUTOMATIC APPROPRIATIONS		-	-	-	-	-	-	-	-	-	-	-	-	-
PS-RLIP	5010301000	-	-	-	-	-	-	-	-	-	-	-	-	-
Customs Duties and Taxes														
Taxes, Duties and Licenses	5021501001	-	-	-	-	-	-	-	-	-	-	-	-	-
C. SPECIAL PURPOSE FUNDS		-	-	-	-	-	-	-	-	-	-	-	-	-
Miscellaneous Personnel Benefits Fund (MPBF)														
Basic Salary	5010101001	-	-	-	-	-	-	-	-	-	-	-	-	-
Bonus	5010214001	-	-	-	-	-	-	-	-	-	-	-	-	-
Performance Based Bonus-Civilian	5010499099	-	-	-	-	-	-	-	-	-	-	-	-	-
Mid-year Bonus	5010299036	-	-	-	-	-	-	-	-	-	-	-	-	-
Philhealth	5010303001	-	-	-	-	-	-	-	-	-	-	-	-	-
Other Personnel Benefits	5010499099	-	-	-	-	-	-	-	-	-	-	-	-	-
Pension and Gratuity Fund (PGF)		-	-	-	-	-	-	-	-	-	-	-	-	-
Terminal Leave Benefits	5010403001	-	-	-	-	-	-	-	-	-	-	-	-	-
Monetization of Leave Credits	5010499099	-	-	-	-	-	-	-	-	-	-	-	-	-
Calamity Fund		3,406,250.64	-	3,406,250.64	3,406,250.64	-	-	-	3,406,250.64	326,285.77	1,554,557.59	1,034,687.58	347,476.18	3,263,007.12
MOOE		3,245,025.61	-	3,245,025.61	3,245,025.61	-	-	-	3,245,025.61	326,285.77	1,442,557.59	1,034,687.58	347,476.18	3,151,007.12
Travelling Expenses - Local	5020101000	338,034.96	-	338,034.96	338,034.96	-	-	-	338,034.96	36,583.41	659,073.30	176,882.16	248,368.68	1,120,907.55
Training Expenses	5020201000	200,000.00	-	200,000.00	200,000.00	-	-	-	200,000.00	46,000.00	89,590.55	58,712.12	-	194,302.67
Office Supplies Expenses	5020301000	-	-	-	-	-	-	-	-	13,876.00	33,284.75	11,184.50	(7,337.75)	51,007.50
Medical, Dental and Lab. Supplies	5020308000	280,822.43	-	280,822.43	280,822.43	-	-	-	280,822.43	50,804.00	19,426.36	61,563.00	(6,177.70)	125,615.66
Fuel, Oil and Lubricants Expenses	5020309000	-	-	-	-	-	-	-	-	-	-	-	12,694.16	12,694.16
Other Supplies and Materials	5020399000	-	-	-	-	-	-	-	-	30,566.75	26,034.20	132,425.91	56,231.96	245,258.82
Telephone - Mobile	5020502001	37,700.00	-	37,700.00	37,700.00	-	-	-	37,700.00	-	600.00	1,170.00	-	1,770.00
Telephone - Landline	5020502002	10,000.00	-	10,000.00	10,000.00	-	-	-	10,000.00	-	-	-	-	-
Telephone - Landline	5020502002	-	-	-	-	-	-	-	-	-	-	-	-	-
Other Professional Services	5021199000	561,941.05	-	561,941.05	561,941.05	-	-	-	561,941.05	137,832.80	229,147.93	493,347.29	(5,000.00)	855,328.02
Repair and Maintenance - Tech. Eqpt	5021305014	1,495,531.75	-	1,495,531.75	1,495,531.75	-	-	-	1,495,531.75	-	-	-	-	-
Representation Expenses	5029903000	162,359.54	-	162,359.54	162,359.54	-	-	-	162,359.54	7,262.81	306,734.63	19,840.28	18,856.04	352,693.76
Transportation and Delivery Expense	5029904000	158,635.88	-	158,635.88	158,635.88	-	-	-	158,635.88	3,360.00	40,765.87	10,125.00	(5,559.21)	48,691.66
Rent - Motor Vehicle	5029905003	-	-	-	-	-	-	-	-	-	37,900.00	59,500.00	35,000.00	132,400.00
Other MOOE	5029999000	-	-	-	-	-	-	-	-	-	-	9,937.32	400.00	10,337.32

STATEMENT OF APPROPRIATIONS, ALLOTMENTS, OBLIGATIONS DISBURSEMENTS AND BALANCES
As of the Quarter Ending December 31, 2019

FAR No. 1-A

Department: Science and Technology
Agency: Industrial Technology Development Institute
Operating Unit:
Org. Code: 190050000000

	Current Year Appropriations
	Supplemental Appropriations
X	Continuing Appropriations

Particulars	UACS CODE	Appropriations			Allotments					Current Year Obligations				
		Authorize Appropriation	Adjustments (Transfer (To)(From, Realignment)	Adjusted Appropriations	Allotments Received	Adjustments (Withdrawal, Realignment)	Transfer To	Transfer From	Adjusted Total Allotments	1st Quarter Ending March 31	2nd Quarter Ending June 30	3rd Quarter Ending Sept. 30	4th Quarter Ending Dec. 31	Total
1	2	3	4	5=3+4	6	7	8	9	10=[(6+(-)7)-8+9]	11	12	13	14	15=[11+12+13+14]
CO		161,225.03	-	161,225.03	161,225.03	-	-	-	161,225.03	-	112,000.00	-	-	112,000.00
Technical and Scientific Equipment	5060405014	161,225.03	-	161,225.03	161,225.03	-	-	-	161,225.03	-	112,000.00	-	-	112,000.00
GRAND TOTAL		28,105,641.61	-	28,105,641.61	28,105,641.61	-	-	-	28,105,641.61	8,352,440.21	8,982,521.07	2,898,720.30	4,945,921.94	25,179,603.52
PS		-	-	-	-	-	-	-	-	-	-	-	-	-
MOOE		22,079,326.32	-	22,079,326.32	22,079,326.32	-	-	-	22,079,326.32	7,888,014.21	5,558,467.07	2,747,520.30	3,234,301.94	19,428,303.52
CO		6,026,315.29	-	6,026,315.29	6,026,315.29	-	-	-	6,026,315.29	464,426.00	3,424,054.00	151,200.00	1,711,620.00	5,751,300.00
Certified Correct:		Certified Correct:		Recommending Approval:		Approved by:								
 ERIC M. CHARLON AO V Date:		 SOLEDAD S. REYES Accountant IV Date:		 DR. JANET QUIZON Chief, FMD Date:		 DR. ANABELLE V. BRIONES Office of the Director Date:								

Note: 3rd Quarter Disbursement was Revised.
P759,340.52 should be under Accounts Payable for Prior Years

STATEMENT OF APPROPRIATIONS, ALLOTMENTS, OBLIGATIONS DISBURSEMENTS AND BALANCES
As of the Quarter Ending December 31, 2019

FAR No. 1-A

Department: Science and Technology
Agency: Industrial Technology Development Institute
Operating Unit:
Org. Code: 190050000000

	Current Year Appropriations
	Supplemental Appropriations
X	Continuing Appropriations

Particulars	UACS CODE	Current Year Disbursements					Balances			
		1st Quarter Ending March 31	2nd Quarter Ending June 30	3rd Quarter Ending Sept. 30	4th Quarter Ending Dec. 31	Total	Unreleased Appropriations	Unobligated Allotment	Unpaid Obligations	
									Due and Demandable	Not Yet Due and Demandable
1	2	16	17	18	19	20=(16+17+18+19)	21=(5-10)	22=(10-15)	23	24
SUMMARY										
A. AGENCY SPECIFIC BUDGET		4,211,339.80	1,454,396.56	5,359,898.39	2,345,702.37	13,371,337.12	-	2,782,794.57	610,676.71	7,934,582.57
Personnel Services		-	-	-	-	-	-	-	-	-
Salaries and Wages		-	-	-	-	-	-	-	-	-
Regular	5010101001	-	-	-	-	-	-	-	-	-
Cashual/Contractual		-	-	-	-	-	-	-	-	-
Other Compensation		-	-	-	-	-	-	-	-	-
PERA - Civilian	5010201001	-	-	-	-	-	-	-	-	-
Representation Allowance (RA)	5010202000	-	-	-	-	-	-	-	-	-
Transportation Allowance (TA)	5010203001	-	-	-	-	-	-	-	-	-
Clothing/Uniform Allowance	5010204001	-	-	-	-	-	-	-	-	-
SA - Magna Carta for Science and Technol	5010205002	-	-	-	-	-	-	-	-	-
LA - Magna Carta for Science and Technol	5010206003	-	-	-	-	-	-	-	-	-
HP - Hazard Pay	5010211004	-	-	-	-	-	-	-	-	-
LP - Longevity Pay	5010212003	-	-	-	-	-	-	-	-	-
Overtime Pay	5010213001	-	-	-	-	-	-	-	-	-
Productivity Incentive Allowance - Civilian	5010208001	-	-	-	-	-	-	-	-	-
Mid-year Bonus	5010299036	-	-	-	-	-	-	-	-	-
Year-end Bonus - Civilian	5010214001	-	-	-	-	-	-	-	-	-
Cash Gift - Civilian	5010215001	-	-	-	-	-	-	-	-	-
Pag-IBIG - Civilian	5010302001	-	-	-	-	-	-	-	-	-
Collective Negotiation Agreement Incentive	5010299011	-	-	-	-	-	-	-	-	-
Terminal Leave Benefits	5010403001	-	-	-	-	-	-	-	-	-
Philhealth - Civilian	5010303001	-	-	-	-	-	-	-	-	-
ECIP - Civilian	5010304001	-	-	-	-	-	-	-	-	-
Other Personnel Benefits	5010499099	-	-	-	-	-	-	-	-	-
Maintenance and Other Operating Expenses		4,211,339.80	1,305,123.56	4,721,518.36	1,891,262.37	12,129,244.09	-	2,557,004.31	610,676.71	3,537,375.60
Travelling Expenses		-	-	-	-	-	-	-	-	-
Local	5020101000	302,110.00	30,637.86	145,197.71	795.00	478,740.57	(31,562.57)	(224,918.65)	20,090.51	0.00
Foreign	5020102000	500,000.00	311,805.77	-	-	811,805.77	170,584.13	451,767.23	-	-
Training Expenses	5020201000	19,000.00	19,789.75	19,500.00	-	58,289.75	714,398.61	224,345.00	-	-
Supplies and Materials Expenses		-	-	-	-	-	-	-	-	-
Office Supplies Expenses	5020301000	196,157.92	29,642.25	55,229.71	148,279.86	429,309.74	(204,262.63)	(85,749.09)	106,420.00	83,791.29
Accountable Forms Expenses	5020302000	-	-	-	-	-	-	-	-	-
Drug and Medicine Expenses	5020307000	-	-	-	-	-	-	-	-	-
Medical, Dental & Laboratory Supplies	5020308000	16,048.20	407,023.11	3,306,439.61	829,734.54	4,559,245.46	(5,070,311.57)	(833,692.04)	150,547.14	1,515,135.01
Fuel, Oil and Lubricants Expenses	5020309000	23,394.37	-	-	-	23,394.37	28,669.92	213,470.70	-	-
Agricultural Supplies	5020310000	-	-	-	-	-	-	-	-	-
Textbooks & Instructional Materials	5020311001	-	-	-	-	-	161,077.00	10,000.00	-	-
Other Supplies and Materials Expense	5020399000	-	12,646.00	14,880.00	7,766.50	35,292.50	104,290.46	17,265.95	-	446.00
Utility Expenses		-	-	-	-	-	-	-	-	-
Water	5020401000	1,058,330.95	-	-	10,000.00	1,068,330.95	(10,000.00)	(1,031,847.51)	-	(0.00)
Electricity	5020402000	1,853,240.25	-	-	10,000.00	1,863,240.25	15,000.00	(1,651,925.31)	-	-

STATEMENT OF APPROPRIATIONS, ALLOTMENTS, OBLIGATIONS DISBURSEMENTS AND BALANCES
As of the Quarter Ending December 31, 2019

FAR No. 1-A

Department: Science and Technology
Agency: Industrial Technology Development Institute
Operating Unit:
Org. Code: 190050000000

	Current Year Appropriations
	Supplemental Appropriations
X	Continuing Appropriations

Particulars	UACS CODE	Current Year Disbursements					Balances			
		1st Quarter Ending March 31	2nd Quarter Ending June 30	3rd Quarter Ending Sept. 30	4th Quarter Ending Dec. 31	Total	Unreleased Appropriations	Unobligated Allotment	Unpaid Obligations	
		16	17	18	19	20=(16+17+18+19)	21=(5-10)	22=(10-15)	Due and Demandable	Not Yet Due and Demandable
1	2	16	17	18	19	20=(16+17+18+19)	21=(5-10)	22=(10-15)	23	24
Communication Expenses										
Postage and Courier	5020501000	-	-	-	7,790.00	7,790.00	-	(7,790.00)	-	-
Telephone (Mobile)	5020502001	-	-	-	-	-	60,400.00	-	-	-
Telephone (Landline)	5020502002	-	-	-	-	-	-	72,270.54	-	-
Internet Subscription	5020503000	-	-	-	-	-	-	-	-	-
Extraordinary and Miscellaneous Expense	5021003000	-	-	-	-	-	-	113,982.70	-	-
Professional Services										
Legal Services	5021101000	-	-	-	-	-	-	-	-	-
Auditing Services	5021102000	-	-	-	-	-	-	-	-	-
Consultancy Services	5021103000	-	-	-	-	-	-	-	-	-
Other Professional Services	5021199000	-	-	61,558.97	165,800.37	227,359.34	3,342,547.73	1,782,253.74	-	384,325.46
General Services										
Janitorial Services	5021202000	15,042.20	-	-	-	15,042.20	-	322,982.60	-	-
Security Services	5021203000	6,341.61	-	-	-	6,341.61	-	476,209.34	-	(0.00)
Repair and Maintenance										
Buildings and Other Structures	5021304001	-	28,400.00	799,305.81	530,596.18	1,358,301.99	952,027.23	(491,827.71)	-	40,000.00
Technical and Scientific Equipment	5021305014	-	-	128,180.80	18,800.00	146,980.80	(767,817.46)	2,851,093.34	-	1,351,461.92
IT Equipment	5021305003	-	-	-	-	-	-	-	-	-
Transportation Equipment	5021306001	13,236.58	6,100.00	-	-	19,336.58	-	29,850.50	-	812.92
Office Equipment, Furnitures and Fixt	5021305002	-	-	-	-	-	-	78,452.00	-	20,403.00
Other Property, Plant & Equipment	5021305099	-	-	-	-	-	-	-	-	-
Financial Assistance/Subsidy										
Subsidy - Others (Donations)	5029908000	-	-	-	-	-	-	-	-	-
Taxes, Insurance Premium and Other Fees										
Taxes, Duties & Licenses	5021501001	-	15,431.40	-	6,429.00	21,860.40	(221,166.96)	380,000.00	199,306.56	-
Fidelity Bond Premiums	5021502000	-	-	-	-	-	-	12,736.50	-	-
Insurance Expenses	5021503000	12,037.56	-	-	-	12,037.56	-	234,912.20	-	(0.00)
Other Maintenance & Operating Expenses										
Advertising Expenses	5029901000	-	1,188.00	-	-	1,188.00	(101,188.00)	-	100,000.00	-
Printing & Publication Expenses	5029902000	-	-	-	-	-	182,034.00	5,000.00	-	-
Representation Expenses	5029903000	60,654.96	301,914.90	171,799.75	114,590.92	648,960.53	124,403.01	(990.00)	13,704.50	(0.00)
Transportation & Delivery Expenses	5029904000	3,868.46	250.00	13,486.00	5,420.00	23,024.46	29,916.00	(3,868.46)	-	-
Rent/Motor Vehicles	5029905003	-	-	8,000.00	-	8,000.00	(8,000.00)	-	-	-
Rent/Lease Expenses - Equipment	5029905004	20,529.52	30,000.00	-	-	50,529.52	(20,000.00)	29,470.48	-	-
Membership Dues & Contributions to	5029906000	37,237.22	71,294.52	-	-	108,531.74	-	(108,531.74)	-	0.00
Subscription Expenses	5029907000	-	-	-	-	-	-	-	-	-
Other Maintenance and Operating Ex	5029999000	74,110.00	39,000.00	(2,060.00)	35,260.00	146,310.00	548,961.10	(307,918.00)	20,608.00	141,000.00

STATEMENT OF APPROPRIATIONS, ALLOTMENTS, OBLIGATIONS DISBURSEMENTS AND BALANCES
As of the Quarter Ending December 31, 2019

FAR No. 1-A

Department: Science and Technology
Agency: Industrial Technology Development Institute
Operating Unit:
Org. Code: 190050000000

	Current Year Appropriations
	Supplemental Appropriations
X	Continuing Appropriations





Particulars	UACS CODE	Current Year Disbursements					Balances			
		1st Quarter Ending March 31	2nd Quarter Ending June 30	3rd Quarter Ending Sept. 30	4th Quarter Ending Dec. 31	Total	Unreleased Appropriations	Unobligated Allotment	Unpaid Obligations	
									Due and Demandable	Not Yet Due and Demandable
1	2	16	17	18	19	20=(16+17+18+19)	21=(5-10)	22=(10-15)	23	24
Capital Outlay		-	149,273.00	638,380.03	454,440.00	1,242,093.03	-	225,790.26	-	4,397,206.97
Motor Vehicle	5060406001	-	-	-	-	-	-	-	-	-
Buildings	5060404001	-	-	-	-	-	-	-	-	-
Communication Services	5060403006	-	-	-	-	-	-	-	-	-
IT Equipment and Software	5060405003	-	-	-	-	-	-	-	-	-
Computer Software	5060602000	-	-	-	-	-	-	-	-	-
Office Equipment	5060405002	-	99,910.00	-	-	99,910.00	(99,910.00)	-	-	-
Technical and Scientific Equipment	5060405014	-	49,363.00	638,380.03	454,440.00	1,142,183.03	99,910.00	225,790.26	-	4,397,206.97
B. AUTOMATIC APPROPRIATIONS		-	-	-	-	-	-	-	-	-
PS-RLIP	5010301000	-	-	-	-	-	-	-	-	-
Customs Duties and Taxes		-	-	-	-	-	-	-	-	-
Taxes, Duties and Licenses	5021501001	-	-	-	-	-	-	-	-	-
C. SPECIAL PURPOSE FUNDS		-	-	-	-	-	-	-	-	-
Miscellaneous Personnel Benefits Fund (MPBF)		-	-	-	-	-	-	-	-	-
Basic Salary	5010101001	-	-	-	-	-	-	-	-	-
Bonus	5010214001	-	-	-	-	-	-	-	-	-
Performance Based Bonus-Civilian	5010499099	-	-	-	-	-	-	-	-	-
Mid-year Bonus	5010299036	-	-	-	-	-	-	-	-	-
Philhealth	5010303001	-	-	-	-	-	-	-	-	-
Other Personnel Benefits	5010499099	-	-	-	-	-	-	-	-	-
Pension and Gratuity Fund (PGF)		-	-	-	-	-	-	-	-	-
Terminal Leave Benefits	5010403001	-	-	-	-	-	-	-	-	-
Monetization of Leave Credits	5010499099	-	-	-	-	-	-	-	-	-
Calamity Fund		244,893.85	1,119,423.28	1,310,027.26	380,773.06	3,055,117.45	-	143,243.52	154,700.06	53,189.61
MOOE		244,893.85	1,119,423.28	1,198,027.26	380,773.06	2,943,117.45	-	94,018.49	154,700.06	53,189.61
Travelling Expenses - Local	5020101000	36,583.41	371,534.42	464,409.78	104,679.88	977,207.49	-	(782,872.59)	143,700.06	-
Training Expenses	5020201000	-	112,590.55	69,748.12	-	182,338.67	-	5,697.33	-	11,964.00
Office Supplies Expenses	5020301000	13,876.00	734.75	43,734.50	(7,337.75)	51,007.50	-	(51,007.50)	-	-
Medical, Dental and Lab. Supplies	5020308000	50,804.00	7,503.50	57,587.86	(6,177.70)	109,717.66	-	155,206.77	-	15,898.00
Fuel, Oil and Lubricants Expenses	5020309000	-	-	-	12,694.16	12,694.16	-	(12,694.16)	-	-
Other Supplies and Materials	5020399000	30,566.75	16,006.00	138,454.11	49,231.96	234,258.82	-	(245,258.82)	-	11,000.00
Telephone - Mobile	5020502001	-	600.00	570.00	-	1,170.00	-	35,930.00	-	600.00
Telephone - Landline	5020502002	-	-	-	-	-	-	10,000.00	-	-
Telephone - Landline	5020502002	-	-	-	-	-	-	-	-	-
Other Professional Services	5021199000	109,703.69	220,317.18	324,120.29	195,352.72	849,493.88	-	(293,386.97)	-	5,834.14
Repair and Maintenance - Tech. Eqpt	5021305014	-	-	-	-	-	-	1,495,531.75	-	-
Representation Expenses	5029903000	-	313,997.44	19,840.28	2,889.00	336,726.72	-	(190,334.22)	11,000.00	4,967.04
Transportation and Delivery Expense	5029904000	3,360.00	38,239.44	10,125.00	(5,559.21)	46,165.23	-	109,944.22	-	2,526.43
Rent - Motor Vehicle	5029905003	-	37,900.00	59,500.00	35,000.00	132,400.00	-	(132,400.00)	-	-
Other MOOE	5029999000	-	-	9,937.32	-	9,937.32	-	(10,337.32)	-	400.00

STATEMENT OF APPROPRIATIONS, ALLOTMENTS, OBLIGATIONS DISBURSEMENTS AND BALANCES
As of the Quarter Ending December 31, 2019

FAR No. 1-A

Department: Science and Technology
Agency: Industrial Technology Development Institute
Operating Unit:
Org. Code: 190050000000

	Current Year Appropriations
	Supplemental Appropriations
X	Continuing Appropriations

Particulars	UACS CODE	Current Year Disbursements					Balances			
		1st Quarter Ending March 31	2nd Quarter Ending June 30	3rd Quarter Ending Sept. 30	4th Quarter Ending Dec. 31	Total	Unreleased Appropriations	Unobligated Allotment	Unpaid Obligations	
		16	17	18	19	20=(16+17+18+19)	21=(5-10)	22=(10-15)	Due and Demandable	Not Yet Due and Demandable
1	2	16	17	18	19	20=(16+17+18+19)	21=(5-10)	22=(10-15)	23	24
CO		-	-	112,000.00	-	112,000.00	-	49,225.03	-	-
Technical and Scientific Equipment	5060405014	-	-	112,000.00	-	112,000.00	-	49,225.03	-	-
GRAND TOTAL		4,456,233.65	2,573,819.84	6,669,925.65	2,726,475.43	16,426,454.57	-	2,926,038.09	765,376.77	7,987,772.18
PS		-	-	-	-	-	-	-	-	-
MOOE		4,456,233.65	2,424,546.84	5,919,545.62	2,272,035.43	15,072,361.54	-	2,651,022.80	765,376.77	3,590,565.21
CO		-	149,273.00	750,380.03	454,440.00	1,354,093.03	-	275,015.29	-	4,397,206.97
Certified Correct:		Certified Correct:		Recommending Approval:		Approved by:				
 ERIC M. CHARLON AO V Date:		 SOLEDAD S. REYES Accountant IV Date:		 DR. JANET F. QUIZON Chief, FMD Date:		 DR. ANABELLE V. BRIONES Office of the Director Date:				

Note: 3rd Quarter Disbursement was Revised.
P759,340.52 should be under Accounts Payable for
Prior Years

STATEMENT OF APPROPRIATIONS, ALLOTMENTS, OBLIGATIONS DISBURSEMENTS AND BALANCES
As of the Quarter Ending December 31, 2019

Department: Science and Technology
Agency: Industrial Technology Development Institute
Operating Unit:
Org. Code: 190050000000

X	Current Year Appropriations
	Supplemental Appropriations
	Continuing Appropriations

Particulars	UACS CODE	Appropriations			Allotments					Current Year Obligations				
		Authorize Appropriation	Adjustments (Transfer To)(From, Realignment)	Adjusted Appropriations	Allotments Received	Adjustments (Withdrawal, Realignment)	Transfer To	Transfer From	Adjusted Total Allotments	1st Quarter Ending March 31	2nd Quarter Ending June 30	3rd Quarter Ending Sept. 30	4th Quarter Ending Dec. 31	Total
1	2	3	4	5=3+4	6	7	8	9	10=[(6+(-)7)-8+9]	11	12	13	14	15=(11+12+13+14)
SUMMARY														
A. AGENCY SPECIFIC BUDGET		529,981,000.00	(0.00)	529,981,000.00	528,862,616.00	(0.00)	-	-	528,862,616.00	84,087,610.65	144,100,411.55	91,863,275.54	165,982,188.90	486,033,486.64
Personnel Services		235,319,000.00	8,100,000.00	243,419,000.00	234,200,616.00	8,100,000.00	-	-	242,300,616.00	45,682,652.33	64,672,041.73	66,359,744.66	62,846,855.53	239,561,294.25
Salaries and Wages														
Regular	5010101001	133,735,000.00	(51,792.06)	133,683,207.94	133,735,000.00	(51,792.06)	-	-	133,683,207.94	30,862,017.12	35,649,179.86	43,987,666.55	22,664,074.16	133,162,937.69
Cashual/Contractual														
Other Compensation														
PERA - Civilian	5010201001	7,776,000.00	76,908.77	7,852,908.77	7,776,000.00	76,908.77	-	-	7,852,908.77	1,963,248.53	1,969,748.72	2,594,412.42	1,325,135.46	7,852,545.13
Representation Allowance (RA)	5010202000	774,000.00	176,125.00	950,125.00	774,000.00	176,125.00	-	-	950,125.00	214,750.00	214,375.00	305,750.00	215,250.00	950,125.00
Transportation Allowance (TA)	5010203001	774,000.00	(42,522.63)	731,477.37	774,000.00	(42,522.63)	-	-	731,477.37	161,477.30	163,000.03	234,522.76	172,477.28	731,477.37
Clothing/Uniform Allowance	5010204001	1,944,000.00	(82,360.08)	1,861,639.92	1,944,000.00	(82,360.08)	-	-	1,861,639.92	-	1,818,000.00	24,000.00	12,000.00	1,854,000.00
SA - Magna Carta for Science and Te	5010205002	12,831,000.00	(2,000,000.00)	10,831,000.00	12,831,000.00	(2,000,000.00)	-	-	10,831,000.00	2,371,889.00	2,367,175.00	3,499,200.00	1,580,389.11	9,818,653.11
LA - Magna Carta for Science and Te	5010206003	1,944,000.00	(221,005.20)	1,722,994.80	1,944,000.00	(221,005.20)	-	-	1,722,994.80	425,000.45	437,375.54	569,375.33	291,243.48	1,722,994.80
HP - Hazard Pay	5010211004	27,012,000.00	2,298,844.21	29,310,844.21	27,012,000.00	2,298,844.21	-	-	29,310,844.21	6,615,192.03	7,820,926.97	9,673,499.25	5,201,225.96	29,310,844.21
LP - Longevity Pay	5010212003	18,005,000.00	(6,739,238.88)	11,265,761.12	18,005,000.00	(6,739,238.88)	-	-	11,265,761.12	2,449,666.59	2,512,887.50	3,450,535.47	1,738,933.59	10,152,023.15
Overtime Pay	5010213001	-	169,721.80	169,721.80	-	169,721.80	-	-	169,721.80	34,711.68	47,245.34	40,572.77	47,192.01	169,721.80
Productivity Incentive Allowance - C	5010208001	1,620,000.00	3,500.00	1,623,500.00	1,620,000.00	3,500.00	-	-	1,623,500.00	-	-	-	1,623,500.00	1,623,500.00
Mid-year Bonus	5010299036	11,145,000.00	(241,207.85)	10,903,792.15	11,145,000.00	(241,207.85)	-	-	10,903,792.15	-	10,955,365.00	25,232.00	(120,536.00)	10,860,061.00
Year-end Bonus - Civilian	5010214001	11,145,000.00	131,123.95	11,276,123.95	11,145,000.00	131,123.95	-	-	11,276,123.95	-	-	-	11,242,930.95	11,242,930.95
Cash Gift - Civilian	5010215001	1,620,000.00	31,750.00	1,651,750.00	1,620,000.00	31,750.00	-	-	1,651,750.00	-	-	-	1,651,750.00	1,651,750.00
Pag-IBIG - Civilian	5010302001	389,000.00	7,100.00	396,100.00	389,000.00	7,100.00	-	-	396,100.00	98,800.00	98,900.00	97,800.00	98,700.00	394,200.00
Collective Negotiation Agreement In	5010299011	-	8,100,000.00	8,100,000.00	-	8,100,000.00	-	-	8,100,000.00	-	-	-	8,100,000.00	8,100,000.00
Terminal Leave Benefits	5010403001	2,428,000.00	10,471.60	2,438,471.60	1,309,616.00	10,471.60	-	-	1,320,087.60	5,235.80	-	1,309,615.38	-	1,314,851.18
Philhealth - Civilian	5010303001	1,563,000.00	5,427.04	1,568,427.04	1,563,000.00	5,427.04	-	-	1,568,427.04	381,763.83	404,262.77	389,762.73	391,735.20	1,567,524.53
ECIP - Civilian	5010304001	389,000.00	5,400.00	394,400.00	389,000.00	5,400.00	-	-	394,400.00	98,900.00	98,600.00	97,800.00	99,100.00	394,400.00
Other Personnel Benefits	5010499099	225,000.00	6,461,754.33	6,686,754.33	225,000.00	6,461,754.33	-	-	6,686,754.33	-	115,000.00	60,000.00	6,511,754.33	6,686,754.33
Maintenance and Other Operating Expenses		111,780,000.00	(8,100,000.00)	103,680,000.00	111,780,000.00	(8,100,000.00)	-	-	103,680,000.00	9,729,516.32	22,787,394.50	19,683,530.88	29,624,161.75	81,524,693.45
Travelling Expenses														
Local	5020101000	2,066,000.00	60,124.22	2,126,124.22	2,066,000.00	60,124.22	-	-	2,126,124.22	60,581.00	291,864.63	846,206.60	927,471.59	2,126,123.82
Foreign	5020102000	4,667,000.00	(585,678.53)	4,081,321.47	4,667,000.00	(585,678.53)	-	-	4,081,321.47	40,453.51	100,824.00	1,753,324.88	2,186,719.08	4,081,321.47
Training Expenses	5020201000	4,000,000.00	(1,248,345.00)	2,751,655.00	4,000,000.00	(1,248,345.00)	-	-	2,751,655.00	53,200.00	514,800.00	703,452.87	352,756.89	1,624,209.76
Supplies and Materials Expenses														
Office Supplies Expenses	5020301000	3,909,000.00	(608,028.71)	3,300,971.29	3,909,000.00	(608,028.71)	-	-	3,300,971.29	310,806.42	1,223,292.92	312,909.95	589,163.58	2,436,172.87
Accountable Forms Expenses	5020302000	-	15,000.00	15,000.00	-	15,000.00	-	-	15,000.00	-	-	-	15,000.00	15,000.00
Drug and Medicine Expenses	5020307000	150,000.00	(1,116.60)	148,883.40	150,000.00	(1,116.60)	-	-	148,883.40	-	148,883.40	-	-	148,883.40
Medical, Dental & Laboratory Suppli	5020308000	7,955,000.00	432,361.39	8,387,361.39	7,955,000.00	432,361.39	-	-	8,387,361.39	2,599,258.90	1,146,208.41	1,337,392.40	3,216,653.12	8,299,512.83
Fuel, Oil and Lubricants Expenses	5020309000	465,000.00	(134,166.98)	330,833.02	465,000.00	(134,166.98)	-	-	330,833.02	34,790.45	62,009.61	95,646.69	98,386.27	290,833.02
Agricultural Supplies	5020310000	-	-	-	-	-	-	-	-	-	-	-	-	-
Textbooks & Instructional Materials	5020311001	382,000.00	(12,000.00)	370,000.00	382,000.00	(12,000.00)	-	-	370,000.00	-	73,796.00	-	-	73,796.00
Other Supplies and Materials Expen	5020399000	8,613,000.00	(5,631,753.58)	2,981,246.42	8,613,000.00	(5,631,753.58)	-	-	2,981,246.42	51,645.44	154,337.67	131,090.69	600,529.02	937,602.82

STATEMENT OF APPROPRIATIONS, ALLOTMENTS, OBLIGATIONS DISBURSEMENTS AND BALANCES
As of the Quarter Ending December 31, 2019

FAR No. 1-A

Department: Science and Technology
Agency: Industrial Technology Development Institute
Operating Unit:
Org. Code: 190050000000

X	Current Year Appropriations
	Supplemental Appropriations
	Continuing Appropriations

Particulars	UACS CODE	Appropriations			Allotments					Current Year Obligations				
		Authorize Appropriation	Adjustments (Transfer To)(From, Realignment)	Adjusted Appropriations	Allotments Received	Adjustments (Withdrawal, Realignment)	Transfer To	Transfer From	Adjusted Total Allotments	1st Quarter Ending March 31	2nd Quarter Ending June 30	3rd Quarter Ending Sept. 30	4th Quarter Ending Dec. 31	Total
1	2	3	4	5=3+4	6	7	8	9	10=[(6+(-)7)-8+9]	11	12	13	14	15=(11+12+13+14)
Utility Expenses														
Water	5020401000	5,721,000.00	(1,631,909.46)	4,089,090.54	5,721,000.00	(1,631,909.46)	-	-	4,089,090.54	25,000.00	1,157,493.00	1,316,508.73	1,470,088.81	3,969,090.54
Electricity	5020402000	15,482,000.00	(5,230,969.39)	10,251,030.61	15,482,000.00	(5,230,969.39)	-	-	10,251,030.61	268,180.45	3,595,311.48	3,650,606.20	2,736,932.48	10,251,030.61
Communication Expenses														
Postage and Courier	5020501000	33,000.00	900.32	33,900.32	33,000.00	900.32	-	-	33,900.32	8,327.00	3,987.00	9,824.88	10,344.00	32,482.88
Telephone (Mobile)	5020502001	329,000.00	175,199.07	504,199.07	329,000.00	175,199.07	-	-	504,199.07	73,196.00	44,396.83	74,860.44	45,355.34	237,808.61
Telephone (Landline)	5020502002	387,000.00	(152,414.75)	234,585.25	387,000.00	(152,414.75)	-	-	234,585.25	38,708.52	22,129.31	104,580.95	64,166.47	229,585.25
Internet Subscription	5020503000	1,000,000.00	(137,727.82)	862,272.18	1,000,000.00	(137,727.82)	-	-	862,272.18	-	526,272.18	168,000.00	168,000.00	862,272.18
Extraordinary and Miscellaneous Expens	5021003000	491,000.00	(45,979.73)	445,020.27	491,000.00	(45,979.73)	-	-	445,020.27	11,245.00	306,700.00	42,759.56	35,367.86	396,072.42
Professional Services														
Legal Services	5021101000	-	-	-	-	-	-	-	-	-	-	-	-	-
Auditing Services	5021102000	-	438,678.80	438,678.80	-	438,678.80	-	-	438,678.80	112,662.40	114,458.80	211,557.60	-	438,678.80
Consultancy Services	5021103000	-	-	-	-	-	-	-	-	92,617.80	(92,617.80)	-	-	-
Other Professional Services	5021199000	25,272,000.00	639,211.00	25,911,211.00	25,272,000.00	639,211.00	-	-	25,911,211.00	2,868,778.72	3,029,736.14	6,791,509.08	3,401,566.68	16,091,590.62
General Services														
Janitorial Services	5021202000	2,987,000.00	78,668.82	3,065,668.82	2,987,000.00	78,668.82	-	-	3,065,668.82	509,655.53	2,556,013.29	-	-	3,065,668.82
Security Services	5021203000	4,965,000.00	620,355.54	5,585,355.54	4,965,000.00	620,355.54	-	-	5,585,355.54	401,007.48	5,117,336.76	67,011.30	-	5,585,355.54
Repair and Maintenance														
Buildings and Other Structures	5021304001	6,292,000.00	(448,000.00)	5,844,000.00	6,292,000.00	(448,000.00)	-	-	5,844,000.00	-	12,400.00	20,000.00	3,151,955.00	3,184,355.00
Technical and Scientific Equipment	5021305014	4,700,000.00	101,428.00	4,801,428.00	4,700,000.00	101,428.00	-	-	4,801,428.00	660,753.19	382,858.20	110,900.00	2,535,024.10	3,689,535.49
IT Equipment	5021305003	-	-	-	-	-	-	-	-	-	-	-	-	-
Transportation Equipment	5021306001	150,000.00	(26,085.51)	123,914.49	150,000.00	(26,085.51)	-	-	123,914.49	11,823.88	38,764.11	36,960.00	36,366.50	123,914.49
Office Equipment, Furnitures and Fix	5021305002	225,000.00	25,134.12	250,134.12	225,000.00	25,134.12	-	-	250,134.12	-	117,054.12	51,600.00	81,480.00	250,134.12
Other Property, Plant & Equipment	5021305099	-	-	-	-	-	-	-	-	-	-	-	-	-
Financial Assitance/Subsidy														
Subsidy - Others (Donations)	5029908000	-	-	-	-	-	-	-	-	-	-	-	-	-
Taxes, Insurance Premium and Other Fees														
Taxes, Duties & Licenses	5021501001	680,000.00	(297,451.00)	382,549.00	680,000.00	(297,451.00)	-	-	382,549.00	112,144.00	-	270,405.00	-	382,549.00
Fidelity Bond Premiums	5021502000	132,000.00	19,482.57	151,482.57	132,000.00	19,482.57	-	-	151,482.57	92,988.75	32,569.50	8,737.50	17,186.82	151,482.57
Insurance Expenses	5021503000	1,600,000.00	(600,253.39)	999,746.61	1,600,000.00	(600,253.39)	-	-	999,746.61	4,585.24	324,463.47	749,170.96	(78,473.06)	999,746.61
Other Maintanance & Operating Expenses														
Advertising Expenses	5029901000	-	15,000.00	15,000.00	-	15,000.00	-	-	15,000.00	-	-	15,000.00	-	15,000.00
Printing & Publication Expenses	5029902000	206,000.00	136,375.00	342,375.00	206,000.00	136,375.00	-	-	342,375.00	-	13,500.00	14,000.00	226,183.00	253,683.00
Representation Expenses	5029903000	1,545,000.00	1,544,022.40	3,089,022.40	1,545,000.00	1,544,022.40	-	-	3,089,022.40	215,472.90	1,426,990.20	302,921.25	322,198.20	2,267,582.55
Transportation & Delivery Expenses	5029904000	205,000.00	190,648.84	395,648.84	205,000.00	190,648.84	-	-	395,648.84	128,332.08	86,116.43	61,807.45	119,392.88	395,648.84
Rent/Motor Vehicles	5029905003	50,000.00	219,695.00	269,695.00	50,000.00	219,695.00	-	-	269,695.00	-	64,600.00	-	155,095.00	219,695.00
Rent/Lease Expenses - Equipment	5029905004	215,000.00	38,532.69	253,532.69	215,000.00	38,532.69	-	-	253,532.69	19,888.42	26,825.24	43,432.87	43,386.16	133,532.69
Membership Dues & Contributions t	5029906000	5,950,000.00	(3,142,203.84)	2,807,796.16	5,950,000.00	(3,142,203.84)	-	-	2,807,796.16	437,932.72	-	-	87,452.60	525,385.32
Subscription Expenses	5029907000	200,000.00	2,895,890.70	3,095,890.70	200,000.00	2,895,890.70	-	-	3,095,890.70	462,480.52	(462,480.52)	-	3,095,890.70	2,795,980.70
Other Maintenance and Operating E	5029999000	756,000.00	4,187,375.81	4,943,375.81	756,000.00	4,187,375.81	-	-	4,943,375.81	23,000.00	626,500.12	381,353.03	3,912,522.66	4,943,375.81

STATEMENT OF APPROPRIATIONS, ALLOTMENTS, OBLIGATIONS DISBURSEMENTS AND BALANCES
As of the Quarter Ending December 31, 2019

Department: Science and Technology
Agency: Industrial Technology Development Institute
Operating Unit:
Org. Code: 190050000000

X	Current Year Appropriations
	Supplemental Appropriations
	Continuing Appropriations

Particulars	UACS CODE	Appropriations			Allotments					Current Year Obligations				
		Authorize Appropriation	Adjustments (Transfer To)(From, Realignment)	Adjusted Appropriations	Allotments Received	Adjustments (Withdrawal, Realignment)	Transfer To	Transfer From	Adjusted Total Allotments	1st Quarter Ending March 31	2nd Quarter Ending June 30	3rd Quarter Ending Sept. 30	4th Quarter Ending Dec. 31	Total
1	2	3	4	5=3+4	6	7	8	9	10=[(6+(-)7)-8+9]	11	12	13	14	15=(11+12+13+14)
Capital Outlay		182,882,000.00	-	182,882,000.00	182,882,000.00	-	-	-	182,882,000.00	28,675,442.00	56,640,975.32	5,820,000.00	73,511,171.62	164,947,498.94
Motor Vehicle	5060406001	1,300,000.00	-	1,300,000.00	1,300,000.00	-	-	-	1,300,000.00	-	-	-	-	-
Buildings	5060404001	40,000,000.00	-	40,000,000.00	40,000,000.00	-	-	-	40,000,000.00	-	572,260.08	-	39,154,975.60	39,727,235.68
Communication Services	5060403006	10,000,000.00	(3,619,268.25)	6,380,731.75	10,000,000.00	(3,619,268.25)	-	-	6,380,731.75	-	-	-	-	-
IT Equipment and Software	5060405003	-	-	-	-	-	-	-	-	-	-	-	-	-
Computer Software	5060602000	-	-	-	-	-	-	-	-	-	-	-	-	-
Office Equipment	5060406002	-	-	-	-	-	-	-	-	-	-	-	-	-
Technical and Scientific Equipment	5060405014	131,582,000.00	3,619,268.25	135,201,268.25	131,582,000.00	3,619,268.25	-	-	135,201,268.25	28,675,442.00	56,068,715.24	5,820,000.00	34,356,196.02	125,220,263.26
B. AUTOMATIC APPROPRIATIONS		16,049,000.00	-	16,049,000.00	16,049,000.00	-	-	-	16,049,000.00	3,725,395.85	4,277,242.34	4,006,390.56	4,004,741.14	16,013,769.89
PS-RLIP	5010301000	16,049,000.00	-	16,049,000.00	16,049,000.00	-	-	-	16,049,000.00	3,725,395.85	4,277,242.34	4,006,390.56	4,004,741.14	16,013,769.89
Customs Duties and Taxes														
Taxes, Duties and Licenses	5021501001	-	-	-	-	-	-	-	-	-	-	-	-	-
C. SPECIAL PURPOSE FUNDS		-	1,537,901.00	1,537,901.00	1,537,901.00	-	-	-	1,537,901.00	-	789,436.70	748,463.35	-	1,537,900.05
Miscellaneous Personnel Benefits Fund (MPBF)		-	-	-	-	-	-	-	-	-	-	-	-	-
Basic Salary	5010101001	-	-	-	-	-	-	-	-	-	-	-	-	-
Bonus	5010214001	-	-	-	-	-	-	-	-	-	-	-	-	-
Performance Based Bonus-Civilian	5010499099	-	-	-	-	-	-	-	-	-	-	-	-	-
Mid-year Bonus	5010299036	-	-	-	-	-	-	-	-	-	-	-	-	-
Philhealth	5010303001	-	-	-	-	-	-	-	-	-	-	-	-	-
Other Personnel Benefits	5010499099	-	-	-	-	-	-	-	-	-	-	-	-	-
Pension and Gratuity Fund (PGF)		-	1,537,901.00	1,537,901.00	1,537,901.00	-	-	-	1,537,901.00	-	789,436.70	748,463.35	-	1,537,900.05
Terminal Leave Benefits	5010403001	-	1,537,901.00	1,537,901.00	1,537,901.00	-	-	-	1,537,901.00	-	789,436.70	748,463.35	-	1,537,900.05
Monetization of Leave Credits	5010499099	-	-	-	-	-	-	-	-	-	-	-	-	-
Calamity Fund		-	-	-	-	-	-	-	-	-	-	-	-	-
MOOE		-	-	-	-	-	-	-	-	-	-	-	-	-
Travelling Expenses - Local	5020101000	-	-	-	-	-	-	-	-	-	-	-	-	-
Training Expenses	5020201002	-	-	-	-	-	-	-	-	-	-	-	-	-
Office Supplies Expenses	5020301002	-	-	-	-	-	-	-	-	-	-	-	-	-
Medical, Dental and Lab. Supplies	5020308000	-	-	-	-	-	-	-	-	-	-	-	-	-
Other Supplies and Materials	5020399000	-	-	-	-	-	-	-	-	-	-	-	-	-
Telephone - Mobile	5020502001	-	-	-	-	-	-	-	-	-	-	-	-	-
Telephone - Landline	5020502002	-	-	-	-	-	-	-	-	-	-	-	-	-
Other Professional Services	5021199000	-	-	-	-	-	-	-	-	-	-	-	-	-
Repair and Maintenance - Tech. Eqpt	5021305014	-	-	-	-	-	-	-	-	-	-	-	-	-
Representation Expenses	5029903000	-	-	-	-	-	-	-	-	-	-	-	-	-
Transportation and Delivery Expense	5029904000	-	-	-	-	-	-	-	-	-	-	-	-	-
Other MOOE	5029999000	-	-	-	-	-	-	-	-	-	-	-	-	-


STATEMENT OF APPROPRIATIONS, ALLOTMENTS, OBLIGATIONS DISBURSEMENTS AND BALANCES
As of the Quarter Ending December 31, 2019

Department: Science and Technology
Agency: Industrial Technology Development Institute
Operating Unit:
Org. Code: 190050000000


X	Current Year Appropriations
	Supplemental Appropriations
	Continuing Appropriations

Particulars	UACS CODE	Appropriations			Allotments					Current Year Obligations				
		Authorize Appropriation	Adjustments (Trasfer (To)(From, Realignment)	Adjusted Appropriations	Allotments Received	Adjustments (Withdrawal, Realignment)	Transfer To	Transfer From	Adjusted Total Allotments	1st Quarter Ending March 31	2nd Quarter Ending June 30	3rd Quarter Ending Sept. 30	4th Quarter Ending Dec. 31	Total
1	2	3	4	5=3+4	6	7	8	9	10=[{(6+(-)7)-8+9]	11	12	13	14	15=(11+12+13+14)
CO		-	-	-	-	-	-	-	-	-	-	-	-	-
Technical and Scientific Equipment		-	-	-	-	-	-	-	-	-	-	-	-	-
GRAND TOTAL		546,030,000.00	1,537,901.00	547,567,901.00	546,449,517.00	(0.00)	-	-	546,449,517.00	87,813,006.50	149,167,090.59	96,618,129.45	169,986,930.04	503,585,156.58
PS		251,368,000.00	9,637,901.00	261,005,901.00	251,787,517.00	8,100,000.00	-	-	259,887,517.00	49,408,048.18	69,738,720.77	71,114,598.57	66,851,596.67	257,112,964.19
MOOE		111,780,000.00	(8,100,000.00)	103,680,000.00	111,780,000.00	(8,100,000.00)	-	-	103,680,000.00	9,729,516.32	22,787,394.50	19,683,530.88	29,624,161.75	81,524,693.45
CO		182,882,000.00	-	182,882,000.00	182,882,000.00	-	-	-	182,882,000.00	28,675,442.00	56,640,975.32	5,820,000.00	73,511,171.62	164,947,498.94


Certified Correct:


ERIC M. CHARLON
AO V
Date:


Certified Correct:


SOLEDAD S. REYES
Accountant IV
Date:

Recommending Approval:


DR. JANET F. QUIZON
Chief, FMD
Date:

Approved by:


DR. ANABELLE V. BRIONES
Director
Date:

STATEMENT OF APPROPRIATIONS, ALLOTMENTS, OBLIGATIONS DISBURSEMENTS AND BALANCES
As of the Quarter Ending December 31, 2019

FAR No. 1-A

Department: Science and Technology
Agency: Industrial Technology Development Institute
Operating Unit:
Org. Code: 190050000000

X	Current Year Appropriations
	Supplemental Appropriations
	Continuing Appropriations

Particulars	UACS CODE	Current Year Disbursements					Balances			
		1st Quarter Ending March 31	2nd Quarter Ending June 30	3rd Quarter Ending Sept. 30	4th Quarter Ending Dec. 31	Total	Unreleased Appropriations	Unobligated Allotment	Unpaid Obligations	
		16	17	18	19	20=(16+17+18+19)	21=(5-10)	22=(10-15)	Due and Demandable	Not Yet Due and Demandable
1	2	16	17	18	19	20=(16+17+18+19)	21=(5-10)	22=(10-15)	23	24
SUMMARY										
A. AGENCY SPECIFIC BUDGET		50,447,388.05	79,148,936.77	90,240,348.33	136,596,155.72	356,432,828.87	1,118,384.00	42,829,129.36	9,854,817.26	119,745,840.51
Personnel Services		45,637,181.04	64,708,961.64	60,570,442.26	68,078,311.97	238,994,896.91	1,118,384.00	2,739,321.75	566,397.34	(0.00)
Salaries and Wages										
Regular	5010101001	30,823,657.50	35,680,130.62	38,198,591.70	28,361,843.87	133,064,223.69	-	520,270.25	98,714.00	-
Cashual/Contractual										
Other Compensation										
PERA - Civilian	5010201001	1,962,248.63	1,970,748.62	2,594,412.42	1,323,135.46	7,850,545.13	-	363.64	2,000.00	-
Representation Allowance (RA)	5010202000	214,750.00	214,375.00	305,750.00	183,500.00	918,375.00	-	-	31,750.00	-
Transportation Allowance (TA)	5010203001	161,477.30	163,000.03	234,522.76	143,227.28	702,227.37	-	-	29,250.00	0.00
Clothing/Uniform Allowance	5010204001	-	1,818,000.00	24,000.00	12,000.00	1,854,000.00	-	7,639.92	-	-
SA - Magna Carta for Science and Te	5010205002	2,371,464.00	2,363,600.00	3,503,200.00	1,563,547.65	9,801,811.65	-	1,012,346.89	16,841.46	(0.00)
LA - Magna Carta for Science and Te	5010206003	424,875.43	436,818.65	570,057.24	289,595.64	1,721,346.96	-	-	1,647.84	(0.00)
HP - Hazard Pay	5010211004	6,614,866.08	7,816,248.16	9,677,783.94	4,995,726.08	29,104,624.26	-	-	206,219.95	(0.00)
LP - Longevity Pay	5010212003	2,449,666.59	2,526,431.65	3,436,991.32	1,732,724.77	10,145,814.33	-	1,113,737.97	6,208.82	0.00
Overtime Pay	5010213001	34,711.68	47,245.34	40,572.77	44,788.04	167,317.83	-	-	2,403.97	-
Productivity Incentive Allowance - C	5010208001	-	-	-	1,623,500.00	1,623,500.00	-	-	-	-
Mid-year Bonus	5010299036	-	10,955,365.00	25,232.00	(120,536.00)	10,860,061.00	-	43,731.15	-	-
Year-end Bonus - Civilian	5010214001	-	-	-	11,119,219.65	11,119,219.65	-	33,193.00	123,711.30	(0.00)
Cash Gift - Civilian	5010215001	-	-	-	1,629,750.00	1,629,750.00	-	-	22,000.00	-
Pag-IBIG - Civilian	5010302001	98,800.00	98,900.00	97,700.00	98,700.00	394,100.00	-	1,900.00	100.00	-
Collective Negotiation Agreement In	5010299011	-	-	-	8,100,000.00	8,100,000.00	-	-	-	-
Terminal Leave Benefits	5010403001	-	5,235.80	1,309,615.38	-	1,314,851.18	1,118,384.00	5,236.42	-	-
Philhealth - Civilian	5010303001	381,763.83	404,262.77	389,212.73	391,735.20	1,566,974.53	-	902.51	550.00	-
ECIP - Civilian	5010304001	98,900.00	98,600.00	97,800.00	99,100.00	394,400.00	-	-	-	-
Other Personnel Benefits	5010499099	-	110,000.00	65,000.00	6,486,754.33	6,661,754.33	-	-	25,000.00	-
Maintenance and Other Operating Expenses		4,743,007.01	14,389,875.13	22,371,881.92	24,259,853.46	65,764,617.52	-	22,155,306.55	1,413,966.95	14,346,108.98
Travelling Expenses										
Local	5020101000	58,358.00	285,264.63	796,383.57	877,808.90	2,017,815.10	-	0.40	100,615.22	7,693.50
Foreign	5020102000	40,452.91	83,782.50	1,753,603.60	2,157,536.07	4,035,375.08	-	-	3,182.27	42,764.12
Training Expenses	5020201000	43,400.00	444,000.00	708,052.87	357,985.89	1,553,438.76	-	1,127,445.24	5,646.00	65,125.00
Supplies and Materials Expenses										
Office Supplies Expenses	5020301000	76,854.50	345,542.22	1,100,881.17	434,090.02	1,957,367.91	-	864,798.42	108,767.50	370,037.46
Accountable Forms Expenses	5020302000	-	-	-	15,000.00	15,000.00	-	-	-	-
Drug and Medicine Expenses	5020307000	-	-	148,883.40	-	148,883.40	-	-	-	-
Medical, Dental & Laboratory Suppli	5020308000	91,000.00	655,866.56	2,350,827.15	1,630,644.90	4,728,338.61	-	87,848.56	399,545.74	3,171,628.48
Fuel, Oil and Lubricants Expenses	5020309000	34,790.45	62,009.61	92,123.49	69,580.87	258,504.42	-	40,000.00	27,978.00	4,350.60
Agricultural Supplies	5020310000	-	-	-	-	-	-	-	-	-
Textbooks & Instructional Materials	5020311001	-	-	73,796.00	-	73,796.00	-	296,204.00	-	-
Other Supplies and Materials Expen:	5020399000	9,733.25	98,404.75	199,083.15	509,622.43	816,843.58	-	2,043,643.60	61,529.17	59,230.07

STATEMENT OF APPROPRIATIONS, ALLOTMENTS, OBLIGATIONS DISBURSEMENTS AND BALANCES
As of the Quarter Ending December 31, 2019

FAR No. 1-A

Department: Science and Technology
Agency: Industrial Technology Development Institute
Operating Unit:
Org. Code: 19005000000

X	Current Year Appropriations
	Supplemental Appropriations
	Continuing Appropriations

Particulars	UACS CODE	Current Year Disbursements					Balances			
		1st Quarter Ending March 31	2nd Quarter Ending June 30	3rd Quarter Ending Sept. 30	4th Quarter Ending Dec. 31	Total	Unreleased Appropriations	Unobligated Allotment	Unpaid Obligations	
									Due and Demandable	Not Yet Due and Demandable
1	2	16	17	18	19	20=(16+17+18+19)	21=(5-10)	22=(10-15)	23	24
Utility Expenses										
Water	5020401000	25,000.00	1,157,493.00	1,316,508.73	1,454,088.81	3,953,090.54	-	120,000.00		16,000.00
Electricity	5020402000	268,180.45	3,595,311.48	3,650,606.20	2,736,932.48	10,251,030.61	-	-		(0.00)
Communication Expenses										
Postage and Courier	5020501000	2,008.00	2,321.00	8,617.88	10,354.00	23,300.88	-	1,417.44	2,990.00	6,192.00
Telephone (Mobile)	5020502001	59,696.00	56,021.10	74,736.17	47,355.34	237,808.61	-	266,390.46		-
Telephone (Landline)	5020502002	38,708.52	22,129.31	104,580.95	14,805.07	180,223.85	-	5,000.00	5,277.31	44,084.09
Internet Subscription	5020503000	-	336,000.00	358,272.18	168,000.00	862,272.18	-	-		0.00
Extraordinary and Miscellaneous Expens	5021003000	11,245.00	6,700.00	342,759.56	30,367.86	391,072.42	-	48,947.85	5,000.00	-
Professional Services										
Legal Services	5021101000	-	-	-	-	-	-	-		-
Auditing Services	5021102000	75,942.57	113,344.85	110,190.48	100,007.49	399,485.39	-	-		39,193.41
Consultancy Services	5021103000	-	-	-	-	-	-	-		-
Other Professional Services	5021199000	2,575,186.04	2,801,997.46	3,363,218.47	6,482,950.20	15,223,352.17	-	9,819,620.38	115,890.00	752,348.45
General Services										
Janitorial Services	5021202000	253,701.12	756,317.78	1,025,873.03	513,012.55	2,548,904.48	-	-	266,539.60	250,224.74
Security Services	5021203000	401,007.48	1,438,440.50	1,780,270.98	1,223,809.26	4,843,528.22	-	-		741,827.32
Repair and Maintenance										
Buildings and Other Structures	5021304001	-	-	32,400.00	-	32,400.00	-	2,659,645.00		3,151,955.00
Technical and Scientific Equipment	5021305014	15,000.00	566,423.39	177,500.00	411,073.65	1,169,997.04	-	1,111,892.51	28,000.00	2,491,538.45
IT Equipment	5021305003	-	-	-	-	-	-	-		-
Transportation Equipment	5021306001	11,823.88	-	37,875.96	70,790.35	120,490.19	-	-		3,424.30
Office Equipment, Furnitures and Fix	5021305002	-	17,234.56	122,839.56	14,300.00	154,374.12	-	-	12,000.00	83,760.00
Other Property, Plant & Equipment	5021305099	-	-	-	-	-	-	-		-
Financial Assistance/Subsidy										
Subsidy - Others (Donations)	5029908000	-	-	-	-	-	-	-		-
Taxes, Insurance Premium and Other Fees										
Taxes, Duties & Licenses	5021501001	112,144.00	-	270,405.00	-	382,549.00	-	-		-
Fidelity Bond Premiums	5021502000	92,988.75	31,643.25	9,663.75	337.50	134,633.25	-	-	16,849.32	-
Insurance Expenses	5021503000	4,585.24	2,991.42	852,280.39	139,889.56	999,746.61	-	-		(0.00)
Other Maintenance & Operating Expenses										
Advertising Expenses	5029901000	-	-	-	-	-	-	-	15,000.00	-
Printing & Publication Expenses	5029902000	-	-	13,365.00	1,308.00	14,673.00	-	88,692.00	14,000.00	225,010.00
Representation Expenses	5029903000	163,906.75	818,667.15	929,280.20	275,457.10	2,187,311.20	-	821,439.85	77,831.00	2,440.35
Transportation & Delivery Expenses	5029904000	128,332.08	30,997.65	96,926.23	21,502.90	277,758.86	-	-	116,160.00	1,729.98
Rent/Motor Vehicles	5029905003	-	5,000.00	59,600.00	155,095.00	219,695.00	-	50,000.00		-
Rent/Lease Expenses - Equipment	5029905004	19,888.42	15,365.48	54,892.63	32,513.20	122,659.73	-	120,000.00		10,872.96
Membership Dues & Contributions t	5029906000	-	437,932.72	-	87,452.60	525,385.32	-	2,282,410.84		(0.00)
Subscription Expenses	5029907000	-	-	-	-	-	-	299,910.00		2,795,980.70
Other Maintenance and Operating E	5029999000	129,073.60	202,672.76	355,584.17	4,216,181.46	4,903,511.99	-	-	31,165.82	8,698.00

STATEMENT OF APPROPRIATIONS, ALLOTMENTS, OBLIGATIONS DISBURSEMENTS AND BALANCES
As of the Quarter Ending December 31, 2019

FAR No. 1-A

Department: Science and Technology
Agency: Industrial Technology Development Institute
Operating Unit:
Org. Code: 190050000000

X	Current Year Appropriations
	Supplemental Appropriations
	Continuing Appropriations
















Particulars	UACS CODE	Current Year Disbursements					Balances			
		1st Quarter Ending March 31	2nd Quarter Ending June 30	3rd Quarter Ending Sept. 30	4th Quarter Ending Dec. 31	Total	Unreleased Appropriations	Unobligated Allotment	Unpaid Obligations	
		16	17	18	19	20=(16+17+18+19)	21=(5-10)	22=(10-15)	Due and Demandable	Not Yet Due and Demandable
1	2	16	17	18	19	20=(16+17+18+19)	21=(5-10)	22=(10-15)	23	24
Capital Outlay		67,200.00	50,100.00	7,298,024.15	44,257,990.29	51,673,314.44	-	17,934,501.06	7,874,452.97	105,399,731.53
Motor Vehicle	5060406001	-	-	-	-	-	-	1,300,000.00	-	-
Buildings	5060404001	-	-	224,068.43	348,191.65	572,260.08	-	272,764.32	4,498,675.20	34,656,300.40
Communication Services	5060403006	-	-	-	-	-	-	6,380,731.75	-	-
IT Equipment and Software	5060405003	-	-	-	-	-	-	-	-	-
Computer Software	5060602000	-	-	-	-	-	-	-	-	-
Office Equipment	5060406002	-	-	-	-	-	-	-	-	-
Technical and Scientific Equipment	5060405014	67,200.00	50,100.00	7,073,955.72	43,909,798.64	51,101,054.36	-	9,981,004.99	3,375,777.77	70,743,431.13
B. AUTOMATIC APPROPRIATIONS		3,725,395.85	4,277,242.34	4,006,390.56	4,004,741.14	16,013,769.89	-	35,230.11	-	-
PS-RLIP	5010301000	3,725,395.85	4,277,242.34	4,006,390.56	4,004,741.14	16,013,769.89	-	35,230.11	-	-
Customs Duties and Taxes		-	-	-	-	-	-	-	-	-
Taxes, Duties and Licenses	5021501001	-	-	-	-	-	-	-	-	-
C. SPECIAL PURPOSE FUNDS		-	630,228.65	815,093.24	-	1,445,321.89	-	0.95	92,578.16	-
Miscellaneous Personnel Benefits Fund (MPBF)		-	-	-	-	-	-	-	-	-
Basic Salary	5010101001	-	-	-	-	-	-	-	-	-
Bonus	5010214001	-	-	-	-	-	-	-	-	-
Performance Based Bonus-Civilian	5010499099	-	-	-	-	-	-	-	-	-
Mid-year Bonus	5010299036	-	-	-	-	-	-	-	-	-
Philhealth	5010303001	-	-	-	-	-	-	-	-	-
Other Personnel Benefits	5010499099	-	-	-	-	-	-	-	-	-
Pension and Gratuity Fund (PGF)		-	630,228.65	815,093.24	-	1,445,321.89	-	0.95	92,578.16	-
Terminal Leave Benefits	5010403001	-	630,228.65	815,093.24	-	1,445,321.89	-	0.95	92,578.16	-
Monetization of Leave Credits	5010499099	-	-	-	-	-	-	-	-	-
Calamity Fund		-	-	-	-	-	-	-	-	-
MOOE		-	-	-	-	-	-	-	-	-
Travelling Expenses - Local	5020101000	-	-	-	-	-	-	-	-	-
Training Expenses	5020201002	-	-	-	-	-	-	-	-	-
Office Supplies Expenses	5020301002	-	-	-	-	-	-	-	-	-
Medical, Dental and Lab. Supplies	5020308000	-	-	-	-	-	-	-	-	-
Other Supplies and Materials	5020399000	-	-	-	-	-	-	-	-	-
Telephone - Mobile	5020502001	-	-	-	-	-	-	-	-	-
Telephone - Landline	5020502002	-	-	-	-	-	-	-	-	-
Other Professional Services	5021199000	-	-	-	-	-	-	-	-	-
Repair and Maintenance - Tech. Eqpt	5021305014	-	-	-	-	-	-	-	-	-
Representation Expenses	5029903000	-	-	-	-	-	-	-	-	-
Transportation and Delivery Expense	5029904000	-	-	-	-	-	-	-	-	-
Other MOOE	5029999000	-	-	-	-	-	-	-	-	-

STATEMENT OF APPROPRIATIONS, ALLOTMENTS, OBLIGATIONS DISBURSEMENTS AND BALANCES
As of the Quarter Ending December 31, 2019

FAR No. 1-A

Department: Science and Technology
Agency: Industrial Technology Development Institute
Operating Unit:
Org. Code: 19005000000

X	Current Year Appropriations
	Supplemental Appropriations
	Continuing Appropriations

Particulars	UACS CODE	Current Year Disbursements					Balances											
		1st Quarter Ending March 31	2nd Quarter Ending June 30	3rd Quarter Ending Sept. 30	4th Quarter Ending Dec. 31	Total	Unreleased Appropriations	Unobligated Allotment	Unpaid Obligations									
									Due and Demandable	Not Yet Due and Demandable								
1	2	16	17	18	19	20=(16+17+18+19)	21=(5-10)	22=(10-15)	23	24								
CO		-	-	-	-	-	-	-	-	-								
Technical and Scientific Equipment		-	-	-	-	-	-	-	-	-								
GRAND TOTAL		54,172,783.90	84,056,407.76	95,061,832.13	140,600,896.86	373,891,920.65	1,118,384.00	42,864,360.42	9,947,395.42	119,745,840.51								
PS		49,362,576.89	69,616,432.63	65,391,926.06	72,083,053.11	256,453,988.69	1,118,384.00	2,774,552.81	658,975.50	(0.00)								
MOOE		4,743,007.01	14,389,875.13	22,371,881.92	24,259,853.46	65,764,617.52	-	22,155,306.55	1,413,966.95	14,346,108.98								
CO		67,200.00	50,100.00	7,298,024.15	44,257,990.29	51,673,314.44	-	17,934,501.06	7,874,452.97	105,399,731.53								
<table><tr><td>Certified Correct:</td><td>Certified Correct:</td><td>Recommending Approval:</td><td>Approved by:</td></tr><tr><td> ERIC M. CHARLON AO V Date:</td><td> SOLEDAD S. REYES Accountant IV Date: </td><td> DR. JANET F. QUIZON Chief, FMD Date:</td><td> DR. ANABELLE V. BRIONES Director Date:</td></tr></table>											Certified Correct:	Certified Correct:	Recommending Approval:	Approved by:	 ERIC M. CHARLON AO V Date:	 SOLEDAD S. REYES Accountant IV Date: 	 DR. JANET F. QUIZON Chief, FMD Date:	 DR. ANABELLE V. BRIONES Director Date:
Certified Correct:	Certified Correct:	Recommending Approval:	Approved by:															
 ERIC M. CHARLON AO V Date:	 SOLEDAD S. REYES Accountant IV Date: 	 DR. JANET F. QUIZON Chief, FMD Date:	 DR. ANABELLE V. BRIONES Director Date:															