

STATEMENT OF APPROPRIATIONS, ALLOTMENTS, OBLIGATIONS DISBURSEMENTS AND BALANCES
As of the Quarter Ending December 31, 2020

Department : Department of Science and Technology
Agency : Industrial Technology Development Institute (ITDI)
OU :
Org. Code : 190050000000





	Current Year Appropriations
	Supplemental Appropriations
X	Continuing Appropriations

Particulars	UACS CODE	Appropriations			Allotments					Current Year Obligations				
		Authorize Appropriation	Adjustments (Transfer To)(From, Realignment)	Adjusted Appropriations	Allotments Received	Adjustments (Withdrawal, Realignment)	Transfer To	Transfer From	Adjusted Total Allotments	1st Quarter Ending March 31	2nd Quarter Ending June 30	3rd Quarter Ending Sept. 30	4th Quarter Ending Dec. 31	Total
1	2	3	4	5=3+4	6	7	8	9	10=[(6+(-)7)-8+9]	11	12	13	14	15=(11+12+13+14)
I. Agency Specific Budget														
General Administration and Support		5,023,460.26	(1,300,000.00)	3,723,460.26	5,023,460.26	(1,300,000.00)	-	-	3,723,460.26	1,087,964.17	-	-	-	1,087,964.17
General Administration and Supervision	100000100001	3,454,665.68	(1,300,000.00)	2,154,665.68	3,454,665.68	(1,300,000.00)	-	-	2,154,665.68	81,880.70	-	-	-	81,880.70
PS		2,131,320.66	-	2,131,320.66	2,131,320.66	-	-	-	2,131,320.66	80,080.70	-	-	-	80,080.70
MOOE		23,345.02	-	23,345.02	23,345.02	-	-	-	23,345.02	1,800.00	-	-	-	1,800.00
CO		1,300,000.00	(1,300,000.00)	-	1,300,000.00	(1,300,000.00)	-	-	-	-	-	-	-	-
Administration of Personnel Benefits		1,006,084.62	-	1,006,084.62	1,006,084.62	-	-	-	1,006,084.62	1,006,083.47	-	-	-	1,006,083.47
PS		1,006,084.62	-	1,006,084.62	1,006,084.62	-	-	-	1,006,084.62	1,006,083.47	-	-	-	1,006,083.47
MOOE		-	-	-	-	-	-	-	-	-	-	-	-	-
CO		-	-	-	-	-	-	-	-	-	-	-	-	-
Evaluation, Coordination and Monitoring of Industrial Programs/Projects and Management Information System		562,709.96	-	562,709.96	562,709.96	-	-	-	562,709.96	-	-	-	-	-
PS		522,689.46	-	522,689.46	522,689.46	-	-	-	522,689.46	-	-	-	-	-
MOOE		40,020.50	-	40,020.50	40,020.50	-	-	-	40,020.50	-	-	-	-	-
CO		-	-	-	-	-	-	-	-	-	-	-	-	-
Operations		38,811,754.10	(3,488,911.00)	35,322,843.10	38,811,754.10	(3,488,911.00)	-	-	35,322,843.10	11,778,448.12	609,674.65	2,816,206.52	10,885,624.79	26,089,954.08
OO: Increased benefits to Filipinos from scientific knowledge and technologies for industry and competitiveness		38,811,754.10	(3,488,911.00)	35,322,843.10	38,811,754.10	(3,488,911.00)	-	-	35,322,843.10	11,778,448.12	609,674.65	2,816,206.52	10,885,624.79	26,089,954.08
INDUSTRIAL TECHNOLOGY RESEARCH AND DEVELOPMENT		326,566.04	-	326,566.04	326,566.04	-	-	-	326,566.04	22,000.00	-	193,893.08	56,304.14	272,197.22
Research and Development of Technologies in Industrial Manufacturing, Mineral Processing and Energy	310100100001	53,801.72	-	53,801.72	53,801.72	-	-	-	53,801.72	-	-	-	-	-
PS		51,010.94	-	51,010.94	51,010.94	-	-	-	51,010.94	-	-	-	-	-
MOOE		2,790.78	-	2,790.78	2,790.78	-	-	-	2,790.78	-	-	-	-	-
CO		-	-	-	-	-	-	-	-	-	-	-	-	-
Locally-Funded Project(s)		272,764.32	-	272,764.32	272,764.32	-	-	-	272,764.32	22,000.00	-	193,893.08	56,304.14	272,197.22
Repair/Renovation and Maintenance of ITDI Buildings and Facilities	310100200001	272,764.32	-	272,764.32	272,764.32	-	-	-	272,764.32	22,000.00	-	193,893.08	56,304.14	272,197.22
PS		-	-	-	-	-	-	-	-	-	-	-	-	-
MOOE		-	-	-	-	-	-	-	-	-	-	-	-	-
CO		272,764.32	-	272,764.32	272,764.32	-	-	-	272,764.32	22,000.00	-	193,893.08	56,304.14	272,197.22
Modular Multi-Industry Innovation Center	310100200002	-	-	-	-	-	-	-	-	-	-	-	-	-
PS		-	-	-	-	-	-	-	-	-	-	-	-	-
MOOE		-	-	-	-	-	-	-	-	-	-	-	-	-
CO		-	-	-	-	-	-	-	-	-	-	-	-	-
INDUSTRIAL TECHNOLOGY TRANSFER PROGRAM		8,788,518.72	-	8,788,518.72	8,788,518.72	-	-	-	8,788,518.72	2,016,178.00	609,674.65	2,622,313.44	1,554,313.83	6,802,479.92
Transfer of Technologies in Industrial Manufacturing, Mineral Processing and Energy		24.80	-	24.80	24.80	-	-	-	24.80	-	-	-	-	-
PS		-	-	-	-	-	-	-	-	-	-	-	-	-
MOOE		24.80	-	24.80	24.80	-	-	-	24.80	-	-	-	-	-
CO		-	-	-	-	-	-	-	-	-	-	-	-	-

STATEMENT OF APPROPRIATIONS, ALLOTMENTS, OBLIGATIONS DISBURSEMENTS AND BALANCES
As of the Quarter Ending December 31, 2020

Department : Department of Science and Technology
Agency : Industrial Technology Development Institute (ITDI)
OU :
Org. Code : 190050000000

	Current Year Appropriations
	Supplemental Appropriations
X	Continuing Appropriations

Particulars	UACS CODE	Appropriations			Allotments					Current Year Obligations				
		Authorize Appropriation	Adjustments (Transfer To)(From, Realignment)	Adjusted Appropriations	Allotments Received	Adjustments (Withdrawal, Realignment)	Transfer To	Transfer From	Adjusted Total Allotments	1st Quarter Ending March 31	2nd Quarter Ending June 30	3rd Quarter Ending Sept. 30	4th Quarter Ending Dec. 31	Total
1	2	3	4	5=3+4	6	7	8	9	10=[(6+(-)7)-8+9]	11	12	13	14	15=(11+12+13+14)
Promotion and Marketing of Industrial Technologies and Services	310200100002	10,200.32	-	10,200.32	10,200.32	-	-	-	10,200.32	3,425.90	-	-	-	3,425.90
PS		1,639.92	-	1,639.92	1,639.92	-	-	-	1,639.92	-	-	-	-	-
MOOE		8,560.40	-	8,560.40	8,560.40	-	-	-	8,560.40	3,425.90	-	-	-	3,425.90
CO		-	-	-	-	-	-	-	-	-	-	-	-	-
Locally-Funded Projects:														
Brick-making Facility for the Province of Antique	310200200001	8,778,293.60	-	8,778,293.60	8,778,293.60	-	-	-	8,778,293.60	2,012,752.10	609,674.65	2,622,313.44	1,554,313.83	6,799,054.02
PS		-	-	-	-	-	-	-	-	-	-	-	-	-
MOOE		2,697,471.85	-	2,697,471.85	2,697,471.85	-	-	-	2,697,471.85	750,753.10	683,774.65	299,201.44	958,513.83	2,692,243.02
CO		6,080,821.75	-	6,080,821.75	6,080,821.75	-	-	-	6,080,821.75	1,261,999.00	(74,100.00)	2,323,112.00	595,800.00	4,106,811.00
INDUSTRIAL TECHNOLOGY TECHNICAL SERVICES PROGRAM		29,696,669.34	(3,488,911.00)	26,207,758.34	29,696,669.34	(3,488,911.00)	-	-	26,207,758.34	9,740,270.12	-	-	9,275,006.82	19,015,276.94
Testing and Analysis of Materials/Products, Calibration Instruments and Apparatus and other Technical Services	310300100001	126,717.93	-	126,717.93	126,717.93	-	-	-	126,717.93	41,359.25	-	-	-	41,359.25
PS		32,660.15	-	32,660.15	32,660.15	-	-	-	32,660.15	-	-	-	-	-
MOOE		94,057.78	-	94,057.78	94,057.78	-	-	-	94,057.78	41,359.25	-	-	-	41,359.25
CO		-	-	-	-	-	-	-	-	-	-	-	-	-
Locally-Funded Project(s)		29,569,951.41	(3,488,911.00)	26,081,040.41	29,569,951.41	(3,488,911.00)	-	-	26,081,040.41	9,698,910.87	-	-	9,275,006.82	18,973,917.69
Enhancing the Competence and Capability of the National Metrology Laboratories of the Philippines	310300200001	29,569,951.41	(3,488,911.00)	26,081,040.41	29,569,951.41	(3,488,911.00)	-	-	26,081,040.41	9,698,910.87	-	-	9,275,006.82	18,973,917.69
PS		-	-	-	-	-	-	-	-	-	-	-	-	-
MOOE		19,289,036.42	(3,488,911.00)	15,800,125.42	19,289,036.42	(3,488,911.00)	-	-	15,800,125.42	9,698,910.87	-	-	19,568.00	9,718,478.87
CO		10,280,914.99	-	10,280,914.99	10,280,914.99	-	-	-	10,280,914.99	-	-	-	9,255,438.82	9,255,438.82
Subtotal, Agency Specific Budget		43,835,214.36	(4,788,911.00)	39,046,303.36	43,835,214.36	(4,788,911.00)	-	-	39,046,303.36	12,866,412.29	609,674.65	2,816,206.52	10,885,624.79	27,177,918.25
PS		3,745,405.75	-	3,745,405.75	3,745,405.75	-	-	-	3,745,405.75	1,086,164.17	-	-	-	1,086,164.17
MOOE		22,155,307.55	(3,488,911.00)	18,666,396.55	22,155,307.55	(3,488,911.00)	-	-	18,666,396.55	10,496,249.12	683,774.65	299,201.44	978,081.83	12,457,307.04
CO		17,934,501.06	(1,300,000.00)	16,634,501.06	17,934,501.06	(1,300,000.00)	-	-	16,634,501.06	1,283,999.00	(74,100.00)	2,517,005.08	9,907,542.96	13,634,447.04
GRAND TOTAL		43,835,214.36	(4,788,911.00)	39,046,303.36	43,835,214.36	(4,788,911.00)	-	-	39,046,303.36	12,866,412.29	609,674.65	2,816,206.52	10,885,624.79	27,177,918.25
PS		3,745,405.75	-	3,745,405.75	3,745,405.75	-	-	-	3,745,405.75	1,086,164.17	-	-	-	1,086,164.17
MOOE		22,155,307.55	(3,488,911.00)	18,666,396.55	22,155,307.55	(3,488,911.00)	-	-	18,666,396.55	10,496,249.12	683,774.65	299,201.44	978,081.83	12,457,307.04
CO		17,934,501.06	(1,300,000.00)	16,634,501.06	17,934,501.06	(1,300,000.00)	-	-	16,634,501.06	1,283,999.00	(74,100.00)	2,517,005.08	9,907,542.96	13,634,447.04
Certified Correct:		Certified Correct:		Recommending Approval:		Approved by:								
 ERIC M. CHARLTON AO V Date:		 SOLEDAD S. REYES Accountant IV Date:		 DR. JANET F. QUIZON Chief, FMD Date:		 DR. ANNABELLE V. BRIONES Director Date:								

STATEMENT OF APPROPRIATIONS, ALLOTMENTS, OBLIGATIONS DISBURSEMENTS AND BALANCES
As of the Quarter Ending December 31, 2020

FAR No. 1

Department : Department of Science and Technology
Agency : Industrial Technology Development Institute (ITDI)
OU :
Org. Code : 190050000000

	Current Year Appropriations
	Supplemental Appropriations
X	Continuing Appropriations





Particulars	UACS CODE	Current Year Disbursements					Balances			
		1st Quarter Ending March 31	2nd Quarter Ending June 30	3rd Quarter Ending Sept. 30	4th Quarter Ending Dec. 31	Total	Unreleased Appropriations	Unobligated Allotment	Unpaid Obligations	
									Due and Demandable	Not Yet Due and Demandable
1	2	16	17	18	19	20=(16+17+18+19)	21=(5-10)	22=(10-15)	23	24
I. Agency Specific Budget										
General Administration and Support		1,077,569.78	10,394.39	-	-	1,087,964.17	-	2,635,496.09	-	-
General Administration and Supervision	100000100001	71,486.31	10,394.39	-	-	81,880.70	-	2,072,784.98	-	-
PS		69,686.31	10,394.39	-	-	80,080.70	-	2,051,239.96	-	-
MOOE		1,800.00	-	-	-	1,800.00	-	21,545.02	-	-
CO		-	-	-	-	-	-	-	-	-
Administration of Personnel Benefits		1,006,083.47	-	-	-	1,006,083.47	-	1.15	-	-
PS		1,006,083.47	-	-	-	1,006,083.47	-	1.15	-	-
MOOE		-	-	-	-	-	-	-	-	-
CO		-	-	-	-	-	-	-	-	-
Evaluation, Coordination and Monitoring of Industrial Programs/Projects and Management Information System		-	-	-	-	-	-	562,709.96	-	-
PS		-	-	-	-	-	-	522,689.46	-	-
MOOE		-	-	-	-	-	-	40,020.50	-	-
CO		-	-	-	-	-	-	-	-	-
Operations		732,478.43	740,854.97	1,958,401.77	668,798.46	4,100,533.63	-	9,232,889.02	1,178,406.70	20,811,013.75
OO: Increased benefits to Filipinos from scientific knowledge and technologies for industry and competitiveness		732,478.43	740,854.97	1,958,401.77	668,798.46	4,100,533.63	-	9,232,889.02	1,178,406.70	20,811,013.75
INDUSTRIAL TECHNOLOGY RESEARCH AND DEVELOPMENT		-	-	-	212,124.26	212,124.26	-	54,368.82	-	60,072.96
Research and Development of Technologies in Industrial Manufacturing, Mineral Processing and Energy	310100100001	-	-	-	-	-	-	53,801.72	-	-
PS		-	-	-	-	-	-	51,010.94	-	-
MOOE		-	-	-	-	-	-	2,790.78	-	-
CO		-	-	-	-	-	-	-	-	-
Locally-Funded Project(s)		-	-	-	212,124.26	212,124.26	-	567.10	-	60,072.96
Repair/Renovation and Maintenance of ITDI Buildings and Facilities	310100200001	-	-	-	212,124.26	212,124.26	-	567.10	-	60,072.96
PS		-	-	-	-	-	-	-	-	-
MOOE		-	-	-	-	-	-	-	-	-
CO		-	-	-	212,124.26	212,124.26	-	567.10	-	60,072.96
Modular Multi-Industry Innovation Center	310100200002	-	-	-	-	-	-	-	-	-
PS		-	-	-	-	-	-	-	-	-
MOOE		-	-	-	-	-	-	-	-	-
CO		-	-	-	-	-	-	-	-	-
INDUSTRIAL TECHNOLOGY TRANSFER PROGRAM		596,619.18	691,999.65	525,068.44	456,674.20	2,270,361.47	-	1,986,038.80	1,178,406.70	3,353,711.75
Transfer of Technologies in Industrial Manufacturing, Mineral Processing and Energy		-	-	-	-	-	-	24.80	-	-
PS		-	-	-	-	-	-	-	-	-
MOOE		-	-	-	-	-	-	24.80	-	-
CO		-	-	-	-	-	-	-	-	-

STATEMENT OF APPROPRIATIONS, ALLOTMENTS, OBLIGATIONS DISBURSEMENTS AND BALANCES
As of the Quarter Ending December 31, 2020

FAR No. 1

Department : Department of Science and Technology
Agency : Industrial Technology Development Institute (ITDI)
OU :
Org. Code : 190050000000

	Current Year Appropriations
	Supplemental Appropriations
X	Continuing Appropriations

Particulars	UACS CODE	Current Year Disbursements					Balances			
		1st Quarter Ending March 31	2nd Quarter Ending June 30	3rd Quarter Ending Sept. 30	4th Quarter Ending Dec. 31	Total	Unreleased Appropriations	Unobligated Allotment	Unpaid Obligations	
									Due and Demandable	Not Yet Due and Demandable
1	2	16	17	18	19	20=(16+17+18+19)	21=(5-10)	22=(10-15)	23	24
Promotion and Marketing of Industrial Technologies and Services	310200100002	3,425.90	-	-	-	3,425.90	-	6,774.42	-	-
PS		-	-	-	-	-	-	1,639.92	-	-
MOOE		3,425.90	-	-	-	3,425.90	-	5,134.50	-	-
CO		-	-	-	-	-	-	-	-	-
Locally-Funded Projects:										
Brick-making Facility for the Province of Antique	310200200001	593,193.28	691,999.65	525,068.44	456,674.20	2,266,935.57	-	1,979,239.58	1,178,406.70	3,353,711.75
PS		-	-	-	-	-	-	-	-	-
MOOE		593,193.28	691,999.65	325,069.44	327,562.20	1,937,824.57	-	5,228.83	131,706.70	622,711.75
CO		-	-	199,999.00	129,112.00	329,111.00	-	1,974,010.75	1,046,700.00	2,731,000.00
INDUSTRIAL TECHNOLOGY TECHNICAL SERVICES PROGRAM		135,859.25	48,855.32	1,433,333.33	-	1,618,047.90	-	7,192,481.40	-	17,397,229.04
Testing and Analysis of Materials/Products, Calibration Instruments and Apparatus and other Technical Services	310300100001	41,359.25	-	-	-	41,359.25	-	85,358.68	-	-
PS		-	-	-	-	-	-	32,660.15	-	-
MOOE		41,359.25	-	-	-	41,359.25	-	52,698.53	-	-
CO		-	-	-	-	-	-	-	-	-
Locally-Funded Project(s)		94,500.00	48,855.32	1,433,333.33	-	1,576,688.65	-	7,107,122.72	-	17,397,229.04
Enhancing the Competence and Capability of the National Metrology Laboratories of the Philippines	310300200001	94,500.00	48,855.32	1,433,333.33	-	1,576,688.65	-	7,107,122.72	-	17,397,229.04
PS		-	-	-	-	-	-	-	-	-
MOOE		94,500.00	48,855.32	1,433,333.33	-	1,576,688.65	-	6,081,646.55	-	8,141,790.22
CO		-	-	-	-	-	-	1,025,476.17	-	9,255,438.82
Subtotal, Agency Specific Budget		1,810,048.21	751,249.36	1,958,401.77	668,798.46	5,188,497.80	-	11,868,385.11	1,178,406.70	20,811,013.75
PS		1,075,769.78	10,394.39	-	-	1,086,164.17	-	2,659,241.58	-	-
MOOE		734,278.43	740,854.97	1,758,402.77	327,562.20	3,561,098.37	-	6,209,089.51	131,706.70	8,764,501.97
CO		-	-	199,999.00	341,236.26	541,235.26	-	3,000,054.02	1,046,700.00	12,046,511.78
GRAND TOTAL		1,810,048.21	751,249.36	1,958,401.77	668,798.46	5,188,497.80	-	11,868,385.11	1,178,406.70	20,811,013.75
PS		1,075,769.78	10,394.39	-	-	1,086,164.17	-	2,659,241.58	-	-
MOOE		734,278.43	740,854.97	1,758,402.77	327,562.20	3,561,098.37	-	6,209,089.51	131,706.70	8,764,501.97
CO		-	-	199,999.00	341,236.26	541,235.26	-	3,000,054.02	1,046,700.00	12,046,511.78
Certified Correct:		Certified Correct:		Recommending Approval:		Approved by:				
 ERIC M. CHARLON AO V Date:		 SOLEDAD S. REYES Accountant IV Date:		 DR. JANET F. QUIZON Chief, FMD Date:		 DR. ANNABELLE V. BRIONES Director Date:				

STATEMENT OF APPROPRIATIONS, ALLOTMENTS, OBLIGATIONS DISBURSEMENTS AND BALANCES
As of the Quarter Ending December 31, 2020

Department : Department of Science and Technology
Agency : Industrial Technology Development Institute (ITDI)
OU :
Org. Code : 190050000000

X	Current Year Appropriations
	Supplemental Appropriations
	Continuing Appropriations

Particulars	UACS CODE	Appropriations			Allotments					Current Year Obligations				
		Authorize Appropriation	Adjustments (Transfer To)(From, Realignment)	Adjusted Appropriations	Allotments Received	Adjustments (Withdrawal, Realignment)	Transfer To	Transfer From	Adjusted Total Allotments	1st Quarter Ending March 31	2nd Quarter Ending June 30	3rd Quarter Ending Sept. 30	4th Quarter Ending Dec. 31	Total
1	2	3	4	5=3+4	6	7	8	9	10=[(6+(-)-7)-8+9]	11	12	13	14	15=(11+12+13+14)
I. Agency Specific Budget														
General Administration and Support		98,061,000.00	-	98,061,000.00	98,061,000.00	-	-	-	98,061,000.00	29,491,133.65	22,255,851.89	19,071,856.44	20,771,128.84	91,589,970.82
General Administration and Supervision	100000100001	87,659,000.00	-	87,659,000.00	87,659,000.00	-	-	-	87,659,000.00	25,284,296.28	20,048,993.57	17,378,047.72	18,592,652.98	81,303,990.55
PS		80,431,000.00	-	80,431,000.00	80,431,000.00	550,000.00	-	-	80,981,000.00	22,209,276.80	19,484,702.71	15,474,625.01	17,411,543.33	74,580,147.85
MOOE		7,228,000.00	-	7,228,000.00	7,228,000.00	(550,000.00)	-	-	6,678,000.00	3,075,019.48	564,290.86	1,903,422.71	1,181,109.65	6,723,842.70
CO		-	-	-	-	-	-	-	-	-	-	-	-	-
Administration of Personnel Benefits	100000100002	2,563,000.00	-	2,563,000.00	2,563,000.00	-	-	-	2,563,000.00	1,862,468.34	-	-	681,971.13	2,544,439.47
PS		2,563,000.00	-	2,563,000.00	2,563,000.00	-	-	-	2,563,000.00	1,862,468.34	-	-	681,971.13	2,544,439.47
MOOE		-	-	-	-	-	-	-	-	-	-	-	-	-
CO		-	-	-	-	-	-	-	-	-	-	-	-	-
Evaluation, Coordination and Monitoring of Industrial Programs/Projects and Management Information System	100000100003	7,839,000.00	-	7,839,000.00	7,839,000.00	-	-	-	7,839,000.00	2,344,369.03	2,206,858.32	1,693,808.72	1,496,504.73	7,741,540.80
PS		7,617,000.00	-	7,617,000.00	7,617,000.00	23,000.00	-	-	7,640,000.00	2,315,300.83	2,193,774.32	1,682,002.87	1,448,921.98	7,640,000.00
MOOE		222,000.00	-	222,000.00	222,000.00	(23,000.00)	-	-	199,000.00	29,068.20	13,084.00	11,805.85	47,582.75	101,540.80
CO		-	-	-	-	-	-	-	-	-	-	-	-	-
Operations		426,137,000.00	(27,552,589.00)	398,584,411.00	398,584,411.00	-	-	-	398,584,411.00	101,142,275.45	85,180,916.54	49,337,272.29	126,916,697.10	362,577,161.38
OO: Increased benefits to Filipinos from scientific knowledge and technologies for industry and competitiveness		426,137,000.00	(27,552,589.00)	398,584,411.00	398,584,411.00	-	-	-	398,584,411.00	101,142,275.45	85,180,916.54	49,337,272.29	126,916,697.10	362,577,161.38
INDUSTRIAL TECHNOLOGY RESEARCH AND DEVELOPMENT		198,483,000.00	(17,874,589.00)	180,608,411.00	180,608,411.00	-	-	-	180,608,411.00	38,866,553.56	26,073,459.02	21,309,196.57	89,144,562.02	175,393,771.17
Research and Development of Technologies in Industrial Manufacturing, Mineral Processing and Energy	310100100001	110,142,000.00	-	110,142,000.00	110,142,000.00	-	-	-	110,142,000.00	28,111,280.37	26,016,350.94	21,041,029.96	34,900,623.59	110,069,284.86
PS		76,480,000.00	-	76,480,000.00	76,480,000.00	7,177,000.00	-	-	83,657,000.00	23,174,971.06	22,283,783.71	17,266,192.01	20,924,053.22	83,649,000.00
MOOE		33,662,000.00	-	33,662,000.00	33,662,000.00	(7,177,000.00)	-	-	26,485,000.00	4,936,309.31	3,732,567.23	3,774,837.95	13,976,570.37	26,420,284.86
CO		-	-	-	-	-	-	-	-	-	-	-	-	-
Locally-Funded Project(s)		88,341,000.00	(17,874,589.00)	70,466,411.00	70,466,411.00	-	-	-	70,466,411.00	10,755,273.19	57,108.08	268,166.61	54,243,938.43	65,324,486.31
Repair/Renovation and Maintenance of ITDI Buildings and Facilities	310100200001	40,000,000.00	(17,874,589.00)	22,125,411.00	22,125,411.00	-	-	-	22,125,411.00	384,689.45	-	-	20,600,216.46	20,984,905.91
PS		-	-	-	-	-	-	-	-	-	-	-	-	-
MOOE		-	-	-	-	-	-	-	-	-	-	-	-	-
CO		40,000,000.00	(17,874,589.00)	22,125,411.00	22,125,411.00	-	-	-	22,125,411.00	384,689.45	-	-	20,600,216.46	20,984,905.91
ITDI Information Technology Capability Enhancement and Sustainability	310100200003	48,341,000.00	-	48,341,000.00	48,341,000.00	-	-	-	48,341,000.00	10,370,583.74	57,108.08	268,166.61	33,643,721.97	44,339,580.40
PS		-	-	-	-	-	-	-	-	-	-	-	-	-
MOOE		6,778,000.00	-	6,778,000.00	6,778,000.00	-	-	-	6,778,000.00	2,517,287.74	57,108.08	268,166.61	1,386,763.90	4,229,326.33
CO		41,563,000.00	-	41,563,000.00	41,563,000.00	-	-	-	41,563,000.00	7,853,296.00	-	-	32,256,958.07	40,110,254.07
INDUSTRIAL TECHNOLOGY TRANSFER PROGRAM		26,351,000.00	-	26,351,000.00	26,351,000.00	-	-	-	26,351,000.00	7,235,428.91	6,428,543.45	5,125,304.31	7,275,207.57	26,064,484.24
Transfer of Technologies in Industrial Manufacturing, Mineral Processing and Energy	310200100001	576,000.00	-	576,000.00	576,000.00	-	-	-	576,000.00	10,894.10	25,000.00	51,665.00	474,508.22	562,067.32
PS		-	-	-	-	-	-	-	-	-	-	-	-	-
MOOE		576,000.00	-	576,000.00	576,000.00	-	-	-	576,000.00	10,894.10	25,000.00	51,665.00	474,508.22	562,067.32
CO		-	-	-	-	-	-	-	-	-	-	-	-	-

STATEMENT OF APPROPRIATIONS, ALLOTMENTS, OBLIGATIONS DISBURSEMENTS AND BALANCES
As of the Quarter Ending December 31, 2020

Department : Department of Science and Technology
Agency : Industrial Technology Development Institute (ITDI)
OU :
Org. Code : 190050000000

X	Current Year Appropriations
	Supplemental Appropriations
	Continuing Appropriations





Particulars	UACS CODE	Appropriations			Allotments					Current Year Obligations				
		Authorize Appropriation	Adjustments (Transfer (To)(From, Realignment)	Adjusted Appropriations	Allotments Received	Adjustments (Withdrawal, Realignment)	Transfer To	Transfer From	Adjusted Total Allotments	1st Quarter Ending March 31	2nd Quarter Ending June 30	3rd Quarter Ending Sept. 30	4th Quarter Ending Dec. 31	Total
1	2	3	4	5=3+4	6	7	8	9	10=[(6+(-)7)-8+9]	11	12	13	14	15=[(11+12+13+14)]
Promotion and Marketing of Industrial Technologies and Services	310200100002	25,775,000.00	-	25,775,000.00	25,775,000.00	-	-	-	25,775,000.00	7,224,534.81	6,403,543.45	5,073,639.31	6,800,699.35	25,502,416.92
PS		24,358,000.00	-	24,358,000.00	24,358,000.00	200,000.00	-	-	24,558,000.00	6,845,797.74	6,365,416.17	4,902,039.04	6,514,345.54	24,627,598.49
MOOE		1,417,000.00	-	1,417,000.00	1,417,000.00	(200,000.00)	-	-	1,217,000.00	378,737.07	38,127.28	171,600.27	286,353.81	874,818.43
CO		-	-	-	-	-	-	-	-	-	-	-	-	-
INDUSTRIAL TECHNOLOGY TECHNICAL SERVICES PROGRAM		201,303,000.00	(9,678,000.00)	191,625,000.00	191,625,000.00	-	-	-	191,625,000.00	55,040,292.98	52,678,914.07	22,902,771.41	30,496,927.51	161,118,905.97
Testing and Analysis of Materials/Products, Calibration Instruments and Apparatus and other Technical Services	310300100001	54,290,000.00	-	54,290,000.00	54,290,000.00	-	-	-	54,290,000.00	14,549,582.20	12,955,961.41	10,127,858.88	15,416,356.27	53,049,758.76
PS		45,724,000.00	-	45,724,000.00	45,724,000.00	225,000.00	-	-	45,949,000.00	12,966,145.50	12,574,064.67	9,312,373.67	10,702,951.71	45,555,535.55
MOOE		8,566,000.00	-	8,566,000.00	8,566,000.00	(225,000.00)	-	-	8,341,000.00	1,583,436.70	381,896.74	815,485.21	4,713,404.56	7,494,223.21
CO		-	-	-	-	-	-	-	-	-	-	-	-	-
Locally-Funded Project(s)		147,013,000.00	(9,678,000.00)	137,335,000.00	137,335,000.00	-	-	-	137,335,000.00	40,490,710.78	39,722,952.66	12,774,912.53	15,080,571.24	108,069,147.21
Enhancing the Competence and Capability of the National Metrology Laboratories of the Philippines	310300200001	147,013,000.00	(9,678,000.00)	137,335,000.00	137,335,000.00	-	-	-	137,335,000.00	40,490,710.78	39,722,952.66	12,774,912.53	15,080,571.24	108,069,147.21
PS		-	-	-	-	-	-	-	-	-	-	-	-	-
MOOE		58,691,000.00	(9,678,000.00)	49,013,000.00	49,013,000.00	-	-	-	49,013,000.00	10,523,815.78	2,139,412.66	8,054,974.53	11,589,231.24	32,307,434.21
CO		88,322,000.00	-	88,322,000.00	88,322,000.00	-	-	-	88,322,000.00	29,966,895.00	37,583,540.00	4,719,938.00	3,491,340.00	75,761,713.00
Subtotal, Agency Specific Budget		524,198,000.00	(27,552,589.00)	496,645,411.00	496,645,411.00	-	-	-	496,645,411.00	130,633,409.10	107,436,768.43	68,409,128.73	147,687,825.94	454,167,132.20
PS		237,173,000.00	-	237,173,000.00	237,173,000.00	8,175,000.00	-	-	245,348,000.00	69,373,960.27	62,901,741.58	48,637,232.60	57,683,786.91	238,596,721.36
MOOE		117,140,000.00	(9,678,000.00)	107,462,000.00	107,462,000.00	(8,175,000.00)	-	-	99,287,000.00	23,054,568.38	6,951,486.85	15,051,958.13	33,655,524.50	78,713,537.86
CO		169,885,000.00	(17,874,589.00)	152,010,411.00	152,010,411.00	-	-	-	152,010,411.00	38,204,880.45	37,583,540.00	4,719,938.00	56,348,514.53	136,856,872.98
II. Automatic Appropriations														
General Administration and Support	100000100001	2,498,000.00	(1,801,792.32)	696,207.68	696,207.68	-	-	-	696,207.68	584,468.42	111,738.96	-	-	696,207.38
General Administration and Supervision		1,795,000.00	(1,278,558.56)	516,441.44	516,441.44	-	-	-	516,441.44	407,057.90	109,383.24	-	-	516,441.14
PS		1,795,000.00	(1,278,558.56)	516,441.44	516,441.44	-	-	-	516,441.44	407,057.90	109,383.24	-	-	516,441.14
Evaluation, Coordination and Monitoring of Industrial Programs/Projects and Management Information System	100000100003	703,000.00	(523,233.76)	179,766.24	179,766.24	-	-	-	179,766.24	177,410.52	2,355.72	-	-	179,766.24
PS		703,000.00	(523,233.76)	179,766.24	179,766.24	-	-	-	179,766.24	177,410.52	2,355.72	-	-	179,766.24
Operations		13,636,000.00	(10,240,476.68)	3,395,523.32	3,395,523.32	-	-	-	3,395,523.32	3,326,325.88	69,197.44	-	-	3,395,523.32
OO: Increased benefits to Filipinos from scientific knowledge and technologies for industry and competitiveness		13,636,000.00	(10,240,476.68)	3,395,523.32	3,395,523.32	-	-	-	3,395,523.32	3,326,325.88	69,197.44	-	-	3,395,523.32
INDUSTRIAL TECHNOLOGY RESEARCH AND DEVELOPMENT		7,109,000.00	(5,278,263.93)	1,830,736.07	1,830,736.07	-	-	-	1,830,736.07	1,786,117.67	44,618.40	-	-	1,830,736.07
Research and Development of Technologies in Industrial Manufacturing, Mineral Processing and Energy	310100100001	7,109,000.00	(5,278,263.93)	1,830,736.07	1,830,736.07	-	-	-	1,830,736.07	1,786,117.67	44,618.40	-	-	1,830,736.07
PS		7,109,000.00	(5,278,263.93)	1,830,736.07	1,830,736.07	-	-	-	1,830,736.07	1,786,117.67	44,618.40	-	-	1,830,736.07
INDUSTRIAL TECHNOLOGY TRANSFER PROGRAM		2,260,000.00	(1,718,875.87)	541,124.13	541,124.13	-	-	-	541,124.13	530,136.41	10,987.72	-	-	541,124.13
Promotion and Marketing of Industrial Technologies and Services	310200100002	2,260,000.00	(1,718,875.87)	541,124.13	541,124.13	-	-	-	541,124.13	530,136.41	10,987.72	-	-	541,124.13
PS		2,260,000.00	(1,718,875.87)	541,124.13	541,124.13	-	-	-	541,124.13	530,136.41	10,987.72	-	-	541,124.13
INDUSTRIAL TECHNOLOGY TECHNICAL SERVICES PROGRAM		4,267,000.00	(3,243,336.88)	1,023,663.12	1,023,663.12	-	-	-	1,023,663.12	1,010,071.80	13,591.32	-	-	1,023,663.12
Testing and Analysis of Materials/Products, Calibration Instruments and Apparatus and other Technical Services	310300100001	4,267,000.00	(3,243,336.88)	1,023,663.12	1,023,663.12	-	-	-	1,023,663.12	1,010,071.80	13,591.32	-	-	1,023,663.12
PS		4,267,000.00	(3,243,336.88)	1,023,663.12	1,023,663.12	-	-	-	1,023,663.12	1,010,071.80	13,591.32	-	-	1,023,663.12

STATEMENT OF APPROPRIATIONS, ALLOTMENTS, OBLIGATIONS DISBURSEMENTS AND BALANCES
As of the Quarter Ending December 31, 2020

FAR No. 1

Department : Department of Science and Technology
Agency : Industrial Technology Development Institute (ITDI)
OU :
Org. Code : 190050000000

X	Current Year Appropriations
	Supplemental Appropriations
	Continuing Appropriations

Particulars	UACS CODE	Appropriations			Allotments					Current Year Obligations				
		Authorize Appropriation	Adjustments (Transfer To)(From, Realignment)	Adjusted Appropriations	Allotments Received	Adjustments (Withdrawal, Realignment)	Transfer To	Transfer From	Adjusted Total Allotments	1st Quarter Ending March 31	2nd Quarter Ending June 30	3rd Quarter Ending Sept. 30	4th Quarter Ending Dec. 31	Total
1	2	3	4	5=3+4	6	7	8	9	10=[(6+(-)7)-8+9]	11	12	13	14	15=(11+12+13+14)
Subtotal, Automatic Appropriations		16,134,000.00	(12,042,269.00)	4,091,731.00	4,091,731.00	-	-	-	4,091,731.00	3,910,794.30	180,936.40	-	-	4,091,730.70
PS		16,134,000.00	(12,042,269.00)	4,091,731.00	4,091,731.00	-	-	-	4,091,731.00	3,910,794.30	180,936.40	-	-	4,091,730.70
III. Special Purpose Funds														
Miscellaneous Personnel Benefits Fund (MPBF)		11,624,743.00	-	11,624,743.00	11,624,743.00	-	-	-	11,624,743.00	-	-	-	8,969,422.58	8,969,422.58
PS		11,624,743.00	-	11,624,743.00	11,624,743.00	-	-	-	11,624,743.00	-	-	-	8,969,422.58	8,969,422.58
Pension and Gratuity Fund (PGF)		1,133,580.00	-	1,133,580.00	1,133,580.00	-	-	-	1,133,580.00	-	1,133,579.21	-	-	1,133,579.21
PS		1,133,580.00	-	1,133,580.00	1,133,580.00	-	-	-	1,133,580.00	-	1,133,579.21	-	-	1,133,579.21
Calamity Fund (Bangon Marawi)		-	-	-	-	-	-	-	-	-	-	-	-	-
MOOE		-	-	-	-	-	-	-	-	-	-	-	-	-
CO		-	-	-	-	-	-	-	-	-	-	-	-	-
Subtotal, Special Purpose Funds		12,758,323.00	-	12,758,323.00	12,758,323.00	-	-	-	12,758,323.00	-	1,133,579.21	-	8,969,422.58	10,103,001.79
PS		12,758,323.00	-	12,758,323.00	12,758,323.00	-	-	-	12,758,323.00	-	1,133,579.21	-	8,969,422.58	10,103,001.79
MOOE		-	-	-	-	-	-	-	-	-	-	-	-	-
CO		-	-	-	-	-	-	-	-	-	-	-	-	-
GRAND TOTAL		553,090,323.00	(39,594,858.00)	513,495,465.00	513,495,465.00	-	-	-	513,495,465.00	134,544,203.40	108,751,284.04	68,409,128.73	156,657,248.52	468,361,864.69
PS		266,065,323.00	(12,042,269.00)	254,023,054.00	254,023,054.00	8,175,000.00	-	-	262,198,054.00	73,284,754.57	64,216,257.19	48,637,232.60	66,653,209.49	252,791,453.85
MOOE		117,140,000.00	(9,678,000.00)	107,462,000.00	107,462,000.00	(8,175,000.00)	-	-	99,287,000.00	23,054,568.38	6,951,486.85	15,051,958.13	33,655,524.50	78,713,537.86
CO		169,885,000.00	(17,874,589.00)	152,010,411.00	152,010,411.00	-	-	-	152,010,411.00	38,204,880.45	37,583,540.00	4,719,938.00	56,348,514.53	136,856,872.98
Certified Correct:		Certified Correct:			Recommending Approval:					Approved by:				
 ERIC M. CHARLTON AO V Date:		 SOLEDAD S. REYES Accountant IV Date:			 DR. JANET F. QUIZON Chief, FMD Date:					 DR. ANNABELLE V. BRIONES Director Date:				

STATEMENT OF APPROPRIATIONS, ALLOTMENTS, OBLIGATIONS DISBURSEMENTS AND BALANCES
As of the Quarter Ending December 31, 2020

FAR No. 1

Department : Department of Science and Technology
Agency : Industrial Technology Development Institute (ITDI)
OU :
Org. Code : 190050000000

X	Current Year Appropriations
	Supplemental Appropriations
	Continuing Appropriations

Particulars	UACS CODE	Current Year Disbursements					Balances			
		1st Quarter Ending March 31	2nd Quarter Ending June 30	3rd Quarter Ending Sept. 30	4th Quarter Ending Dec. 31	Total	Unreleased Appropriations	Unobligated Allotment	Unpaid Obligations	
									Due and Demandable	Not Yet Due and Demandable
1	2	16	17	18	19	20=(16+17+18+19)	21=(5-10)	22=(10-15)	23	24
I. Agency Specific Budget										
General Administration and Support		26,353,460.18	23,972,341.78	18,995,269.10	16,031,293.28	85,352,364.34	-	6,471,029.18	6,090,918.39	146,688.09
General Administration and Supervision	100000100001	22,164,930.25	21,763,360.02	17,299,231.38	14,015,769.90	75,243,291.55	-	6,355,009.45	5,932,635.66	128,063.34
PS		20,793,402.94	20,906,902.96	15,458,251.24	11,712,401.53	68,870,958.67	(550,000.00)	6,400,852.15	5,691,622.05	17,567.13
MOOE		1,371,527.31	856,457.06	1,840,980.14	2,303,368.37	6,372,332.88	550,000.00	(45,842.70)	241,013.61	110,496.21
CO		-	-	-	-	-	-	-	-	-
Administration of Personnel Benefits	100000100002	1,862,468.34	-	-	551,960.53	2,414,428.87	-	18,560.53	130,010.60	-
PS		1,862,468.34	-	-	551,960.53	2,414,428.87	-	18,560.53	130,010.60	-
MOOE		-	-	-	-	-	-	-	-	-
CO		-	-	-	-	-	-	-	-	-
Evaluation, Coordination and Monitoring of Industrial Programs/Projects and Management Information System	100000100003	2,326,061.59	2,208,981.76	1,696,037.72	1,463,562.85	7,694,643.92	-	97,459.20	28,272.13	18,624.75
PS		2,308,093.39	2,200,981.76	1,682,002.87	1,442,445.85	7,633,523.87	(23,000.00)	-	6,476.13	(0.00)
MOOE		17,968.20	8,000.00	14,034.85	21,117.00	61,120.05	23,000.00	97,459.20	21,796.00	18,624.75
CO		-	-	-	-	-	-	-	-	-
Operations		39,792,625.45	53,912,685.43	43,813,733.27	120,694,180.07	258,213,224.22	-	36,007,249.62	40,621,310.59	63,742,626.57
OO: Increased benefits to Filipinos from scientific knowledge and technologies for industry and competitiveness		39,792,625.45	53,912,685.43	43,813,733.27	120,694,180.07	258,213,224.22	-	36,007,249.62	40,621,310.59	63,742,626.57
INDUSTRIAL TECHNOLOGY RESEARCH AND DEVELOPMENT		19,447,159.69	28,924,350.68	24,052,171.28	39,380,286.16	111,803,967.81	-	5,214,639.83	17,088,617.00	46,501,186.36
Research and Development of Technologies in Industrial Manufacturing, Mineral Processing and Energy	310100100001	18,676,028.96	27,838,504.77	21,532,126.89	38,178,239.99	106,224,900.61	-	72,715.14	2,817,945.39	1,026,438.86
PS		16,001,705.14	24,194,130.42	17,254,409.87	26,127,918.21	83,578,163.64	(7,177,000.00)	8,000.00	52,586.48	18,249.88
MOOE		2,674,323.82	3,644,374.35	4,277,717.02	12,050,321.78	22,646,736.97	7,177,000.00	64,715.14	2,765,358.91	1,008,188.98
CO		-	-	-	-	-	-	-	-	-
Locally-Funded Project(s)		771,130.73	1,085,845.91	2,520,044.39	1,202,046.17	5,579,067.20	-	5,141,924.69	14,270,671.61	45,474,747.50
Repair/Renovation and Maintenance of ITDI Buildings and Facilities	310100200001	-	-	111,917.54	123,726.11	235,643.65	-	1,140,505.09	24,131.61	20,725,130.65
PS		-	-	-	-	-	-	-	-	-
MOOE		-	-	-	-	-	-	-	-	-
CO		-	-	111,917.54	123,726.11	235,643.65	-	1,140,505.09	24,131.61	20,725,130.65
ITDI Information Technology Capability Enhancement and Sustainability	310100200003	771,130.73	1,085,845.91	2,408,126.85	1,078,320.06	5,343,423.55	-	4,001,419.60	14,246,540.00	24,749,616.85
PS		-	-	-	-	-	-	-	-	-
MOOE		771,130.73	542,985.91	698,990.85	1,078,320.06	3,091,427.55	-	2,548,673.67	30,480.00	1,107,418.78
CO		-	542,860.00	1,709,136.00	-	2,251,996.00	-	1,452,745.93	14,216,060.00	23,642,198.07
INDUSTRIAL TECHNOLOGY TRANSFER PROGRAM		5,392,677.06	7,019,467.96	5,700,380.42	7,605,983.37	25,718,508.81	-	286,515.76	216,423.91	129,551.52
Transfer of Technologies in Industrial Manufacturing, Mineral Processing and Energy	310200100001	28,507.90	1,232.20	51,665.00	431,466.97	512,872.07	-	13,932.68	32,539.85	16,655.40
PS		-	-	-	-	-	-	-	-	-
MOOE		28,507.90	1,232.20	51,665.00	431,466.97	512,872.07	-	13,932.68	32,539.85	16,655.40
CO		-	-	-	-	-	-	-	-	-

STATEMENT OF APPROPRIATIONS, ALLOTMENTS, OBLIGATIONS DISBURSEMENTS AND BALANCES
As of the Quarter Ending December 31, 2020

FAR No. 1

Department : Department of Science and Technology
Agency : Industrial Technology Development Institute (ITDI)
OU :
Org. Code : 190050000000

X	Current Year Appropriations
	Supplemental Appropriations
	Continuing Appropriations





Particulars	UACS CODE	Current Year Disbursements					Balances			
		1st Quarter Ending March 31	2nd Quarter Ending June 30	3rd Quarter Ending Sept. 30	4th Quarter Ending Dec. 31	Total	Unreleased Appropriations	Unobligated Allotment	Unpaid Obligations	
									Due and Demandable	Not Yet Due and Demandable
1	2	16	17	18	19	20=(16+17+18+19)	21=(5-10)	22=(10-15)	23	24
Promotion and Marketing of Industrial Technologies and Services	310200100002	5,364,169.16	7,018,235.76	5,648,715.42	7,174,516.40	25,205,636.74	-	272,583.08	183,884.06	112,896.12
PS		5,293,752.05	6,974,788.52	5,617,389.10	6,669,287.14	24,555,216.81	(200,000.00)	(69,598.49)	71,914.56	467.12
MOOE		70,417.11	43,447.24	31,326.32	505,229.26	650,419.93	200,000.00	342,181.57	111,969.50	112,429.00
CO		-	-	-	-	-	-	-	-	-
INDUSTRIAL TECHNOLOGY TECHNICAL SERVICES PROGRAM		14,952,788.70	17,968,866.79	14,061,181.57	73,707,910.54	120,690,747.60	-	30,506,094.03	23,316,269.68	17,111,888.69
Testing and Analysis of Materials/Products, Calibration Instruments and Apparatus and other Technical Services	310300100001	11,047,570.22	14,919,461.36	10,004,113.43	14,727,568.51	50,698,713.52	-	1,240,241.24	1,797,439.07	553,606.17
PS		10,087,129.52	14,635,557.50	9,317,485.09	11,068,233.62	45,108,405.73	(225,000.00)	393,464.45	430,001.82	17,128.00
MOOE		960,440.70	283,903.86	686,628.34	3,659,334.89	5,590,307.79	225,000.00	846,776.79	1,367,437.25	536,478.17
CO		-	-	-	-	-	-	-	-	-
Locally-Funded Project(s)		3,905,218.48	3,049,405.43	4,057,068.14	58,980,342.03	69,992,034.08	-	29,265,852.79	21,518,830.61	16,558,282.52
Enhancing the Competence and Capability of the National Metrology Laboratories of the Philippines	310300200001	3,905,218.48	3,049,405.43	4,057,068.14	58,980,342.03	69,992,034.08	-	29,265,852.79	21,518,830.61	16,558,282.52
PS		-	-	-	-	-	-	-	-	-
MOOE		3,905,218.48	3,049,405.43	4,057,068.14	6,608,493.60	17,620,185.65	-	16,705,565.79	3,147,502.61	11,539,745.95
CO		-	-	-	52,371,848.43	52,371,848.43	-	12,560,287.00	18,371,328.00	5,018,536.57
Subtotal, Agency Specific Budget		66,146,085.63	77,885,027.21	62,809,002.37	136,725,473.35	343,565,588.56	-	42,478,278.80	46,712,228.98	63,889,314.66
PS		56,346,551.38	68,912,361.16	49,329,538.17	57,572,246.88	232,160,697.59	(8,175,000.00)	6,751,278.64	6,382,611.64	53,412.13
MOOE		9,799,534.25	8,429,806.05	11,658,410.66	26,657,651.93	56,545,402.89	8,175,000.00	20,573,462.14	7,718,097.73	14,450,037.24
CO		-	542,860.00	1,821,053.54	52,495,574.54	54,859,488.08	-	15,153,538.02	32,611,519.61	49,385,865.29
II. Automatic Appropriations										
General Administration and Support	100000100001	584,468.42	111,738.96	-	-	696,207.38	-	0.30	-	-
General Administration and Supervision		407,057.90	109,383.24	-	-	516,441.14	-	0.30	-	-
PS		407,057.90	109,383.24	-	-	516,441.14	-	0.30	-	-
Evaluation, Coordination and Monitoring of Industrial Programs/Projects and Management Information System	100000100003	177,410.52	2,355.72	-	-	179,766.24	-	-	-	-
PS		177,410.52	2,355.72	-	-	179,766.24	-	-	-	-
Operations		3,326,325.88	69,197.44	-	-	3,395,523.32	-	-	-	-
OO: Increased benefits to Filipinos from scientific knowledge and technologies for industry and competitiveness		3,326,325.88	69,197.44	-	-	3,395,523.32	-	-	-	-
INDUSTRIAL TECHNOLOGY RESEARCH AND DEVELOPMENT		1,786,117.67	44,618.40	-	-	1,830,736.07	-	-	-	0.00
Research and Development of Technologies in Industrial Manufacturing, Mineral Processing and Energy	310100100001	1,786,117.67	44,618.40	-	-	1,830,736.07	-	-	-	0.00
PS		1,786,117.67	44,618.40	-	-	1,830,736.07	-	-	-	0.00
INDUSTRIAL TECHNOLOGY TRANSFER PROGRAM		530,136.41	10,987.72	-	-	541,124.13	-	-	-	0.00
Promotion and Marketing of Industrial Technologies and Services	310200100002	530,136.41	10,987.72	-	-	541,124.13	-	-	-	0.00
PS		530,136.41	10,987.72	-	-	541,124.13	-	-	-	0.00
INDUSTRIAL TECHNOLOGY TECHNICAL SERVICES PROGRAM		1,010,071.80	13,591.32	-	-	1,023,663.12	-	-	-	0.00
Testing and Analysis of Materials/Products, Calibration Instruments and Apparatus and other Technical Services	310300100001	1,010,071.80	13,591.32	-	-	1,023,663.12	-	-	-	0.00
PS		1,010,071.80	13,591.32	-	-	1,023,663.12	-	-	-	0.00

STATEMENT OF APPROPRIATIONS, ALLOTMENTS, OBLIGATIONS DISBURSEMENTS AND BALANCES
As of the Quarter Ending December 31, 2020

FAR No. 1

Department : Department of Science and Technology
Agency : Industrial Technology Development Institute (ITDI)
OU :
Org. Code : 190050000000

X	Current Year Appropriations
	Supplemental Appropriations
	Continuing Appropriations

Particulars	UACS CODE	Current Year Disbursements					Balances			
		1st Quarter Ending March 31	2nd Quarter Ending June 30	3rd Quarter Ending Sept. 30	4th Quarter Ending Dec. 31	Total	Unreleased Appropriations	Unobligated Allotment	Unpaid Obligations	
									Due and Demandable	Not Yet Due and Demandable
1	2	16	17	18	19	20=(16+17+18+19)	21=(5-10)	22=(10-15)	23	24
Subtotal, Automatic Appropriations		3,910,794.30	180,936.40	-	-	4,091,730.70	-	0.30	-	-
PS		3,910,794.30	180,936.40	-	-	4,091,730.70	-	0.30	-	-
III. Special Purpose Funds										
Miscellaneous Personnel Benefits Fund (MPBF)		-	-	-	8,969,422.58	8,969,422.58	-	2,655,320.42	-	-
PS		-	-	-	8,969,422.58	8,969,422.58	-	2,655,320.42	-	-
Pension and Gratuity Fund (PGF)		-	1,133,579.21	-	-	1,133,579.21	-	0.79	-	-
PS		-	1,133,579.21	-	-	1,133,579.21	-	0.79	-	-
Calamity Fund (Bangon Marawi)		-	-	-	-	-	-	-	-	-
MOOE		-	-	-	-	-	-	-	-	-
CO		-	-	-	-	-	-	-	-	-
Subtotal, Special Purpose Funds		-	1,133,579.21	-	8,969,422.58	10,103,001.79	-	2,655,321.21	-	-
PS		-	1,133,579.21	-	8,969,422.58	10,103,001.79	-	2,655,321.21	-	-
MOOE		-	-	-	-	-	-	-	-	-
CO		-	-	-	-	-	-	-	-	-
GRAND TOTAL		70,056,879.93	79,199,542.82	62,809,002.37	145,694,895.93	357,760,321.05	-	45,133,600.31	46,712,228.98	63,889,314.66
PS		60,257,345.68	70,226,876.77	49,329,538.17	66,541,669.46	246,355,430.08	(8,175,000.00)	9,406,600.15	6,382,611.64	53,412.13
MOOE		9,799,534.25	8,429,806.05	11,658,410.66	26,657,651.93	56,545,402.89	8,175,000.00	20,573,462.14	7,718,097.73	14,450,037.24
CO		-	542,860.00	1,821,053.54	52,495,574.54	54,859,488.08	-	15,153,538.02	32,611,519.61	49,385,865.29
Certified Correct:		Certified Correct:		Recommending Approval:		Approved by:				
 ERIC M. CHARLTON AO V		 SOLEDAD S. REYES Accountant IV		 DR. JANET F. QUIZON Chief, FMD		 DR. ANNABELLE V. BRIONES Director				
Date:		Date:		Date:		Date:				