



**STATEMENT OF APPROPRIATIONS, ALLOTMENTS, OBLIGATIONS DISBURSEMENTS AND BALANCES**  
As of the Quarter Ending September 30, 2020

Department : Department of Science and Technology  
Agency : Industrial Technology Development Institute (ITDI)  
OU :  
Org. Code : 190050000000

X	Current Year Appropriations
	Supplemental Appropriations
	Continuing Appropriations





Particulars	UACS CODE	Appropriations			Allotments					Current Year Obligations				
		Authorize Appropriation	Adjustments (To)(From, Realignment)	Adjusted Appropriations	Allotments Received	Adjustments (Withdrawal, Realignment)	Transfer To	Transfer From	Adjusted Total Allotments	1st Quarter Ending March 31	2nd Quarter Ending June 30	3rd Quarter Ending Sept. 30	4th Quarter Ending Dec. 31	Total
1	2	3	4	5=3+4	6	7	8	9	10=[(6+(-)7)-8+9]	11	12	13	14	15=(11+12+13+14)
Promotion and Marketing of Industrial Technologies and Services	310200100002	25,775,000.00	-	25,775,000.00	25,775,000.00	-	-	-	25,775,000.00	7,224,534.81	6,403,543.45	5,073,639.31	-	18,701,717.57
PS		24,358,000.00	-	24,358,000.00	24,358,000.00	-	-	-	24,358,000.00	6,845,797.74	6,365,416.17	4,902,039.04	-	18,113,252.95
MOOE		1,417,000.00	-	1,417,000.00	1,417,000.00	-	-	-	1,417,000.00	378,737.07	38,127.28	171,600.27	-	588,464.62
CO		-	-	-	-	-	-	-	-	-	-	-	-	-
INDUSTRIAL TECHNOLOGY TECHNICAL SERVICES PROGRAM	310300100001	201,303,000.00	(9,678,000.00)	191,625,000.00	187,925,000.00	-	-	-	187,925,000.00	55,040,292.98	52,678,914.07	22,902,771.41	-	130,621,978.46
Testing and Analysis of Materials/Products, Calibration Instruments and Apparatus and other Technical Services		54,290,000.00	-	54,290,000.00	50,590,000.00	-	-	-	50,590,000.00	14,549,582.20	12,955,961.41	10,127,858.88	-	37,633,402.49
PS		45,724,000.00	-	45,724,000.00	45,724,000.00	-	-	-	45,724,000.00	12,966,145.50	12,574,064.67	9,312,373.67	-	34,852,583.84
MOOE		8,566,000.00	-	8,566,000.00	4,866,000.00	-	-	-	4,866,000.00	1,583,436.70	381,896.74	815,485.21	-	2,780,818.65
CO		-	-	-	-	-	-	-	-	-	-	-	-	-
Locally-Funded Project(s)	310300200001	147,013,000.00	(9,678,000.00)	137,335,000.00	137,335,000.00	-	-	-	137,335,000.00	40,490,710.78	39,722,952.66	12,774,912.53	-	92,988,575.97
Enhancing the Competence and Capability of the National Metrology Laboratories of the Philippines		147,013,000.00	(9,678,000.00)	137,335,000.00	137,335,000.00	-	-	-	137,335,000.00	40,490,710.78	39,722,952.66	12,774,912.53	-	92,988,575.97
PS		-	-	-	-	-	-	-	-	-	-	-	-	-
MOOE		58,691,000.00	(9,678,000.00)	49,013,000.00	49,013,000.00	-	-	-	49,013,000.00	10,523,815.78	2,139,412.66	8,054,974.53	-	20,718,202.97
CO		88,322,000.00	-	88,322,000.00	88,322,000.00	-	-	-	88,322,000.00	29,966,895.00	37,583,540.00	4,719,938.00	-	72,270,373.00
<b>Subtotal, Agency Specific Budget</b>		524,198,000.00	(27,552,589.00)	496,645,411.00	492,945,411.00	-	-	-	492,945,411.00	130,633,409.10	107,436,768.43	68,409,128.73	-	306,479,306.26
PS		237,173,000.00	-	237,173,000.00	237,173,000.00	-	-	-	237,173,000.00	69,373,960.27	62,901,741.58	48,637,232.60	-	180,912,934.45
MOOE		117,140,000.00	(9,678,000.00)	107,462,000.00	103,762,000.00	-	-	-	103,762,000.00	23,054,568.38	6,951,486.85	15,051,958.13	-	45,058,013.36
CO		169,885,000.00	(17,874,589.00)	152,010,411.00	152,010,411.00	-	-	-	152,010,411.00	38,204,880.45	37,583,540.00	4,719,938.00	-	80,508,358.45
<b>II. Automatic Appropriations</b>														
General Administration and Support	100000100001	2,498,000.00	(1,982,729.32)	515,270.68	515,270.68	-	-	-	515,270.68	584,468.42	111,738.96	-	-	696,207.38
General Administration and Supervision		1,795,000.00	(1,459,495.56)	335,504.44	335,504.44	-	-	-	335,504.44	407,057.90	109,383.24	-	-	516,441.14
PS		1,795,000.00	(1,459,495.56)	335,504.44	335,504.44	-	-	-	335,504.44	407,057.90	109,383.24	-	-	516,441.14
Evaluation, Coordination and Monitoring of Industrial Programs/Projects and Management Information System	100000100003	703,000.00	(523,233.76)	179,766.24	179,766.24	-	-	-	179,766.24	177,410.52	2,355.72	-	-	179,766.24
PS		703,000.00	(523,233.76)	179,766.24	179,766.24	-	-	-	179,766.24	177,410.52	2,355.72	-	-	179,766.24
Operations		13,636,000.00	(10,240,476.68)	3,395,523.32	3,395,523.32	-	-	-	3,395,523.32	3,326,325.88	69,197.44	-	-	3,395,523.32
OO: Increased benefits to Filipinos from scientific knowledge and technologies for industry and competitiveness		13,636,000.00	(10,240,476.68)	3,395,523.32	3,395,523.32	-	-	-	3,395,523.32	3,326,325.88	69,197.44	-	-	3,395,523.32
INDUSTRIAL TECHNOLOGY RESEARCH AND DEVELOPMENT	310100100001	7,109,000.00	(5,278,263.93)	1,830,736.07	1,830,736.07	-	-	-	1,830,736.07	1,786,117.67	44,618.40	-	-	1,830,736.07
Research and Development of Technologies in Industrial Manufacturing, Mineral Processing and Energy		7,109,000.00	(5,278,263.93)	1,830,736.07	1,830,736.07	-	-	-	1,830,736.07	1,786,117.67	44,618.40	-	-	1,830,736.07
PS		7,109,000.00	(5,278,263.93)	1,830,736.07	1,830,736.07	-	-	-	1,830,736.07	1,786,117.67	44,618.40	-	-	1,830,736.07
INDUSTRIAL TECHNOLOGY TRANSFER PROGRAM	310200100002	2,260,000.00	(1,718,875.87)	541,124.13	541,124.13	-	-	-	541,124.13	530,136.41	10,987.72	-	-	541,124.13
Promotion and Marketing of Industrial Technologies and Services		2,260,000.00	(1,718,875.87)	541,124.13	541,124.13	-	-	-	541,124.13	530,136.41	10,987.72	-	-	541,124.13
PS		2,260,000.00	(1,718,875.87)	541,124.13	541,124.13	-	-	-	541,124.13	530,136.41	10,987.72	-	-	541,124.13
INDUSTRIAL TECHNOLOGY TECHNICAL SERVICES PROGRAM	310300100001	4,267,000.00	(3,243,336.88)	1,023,663.12	1,023,663.12	-	-	-	1,023,663.12	1,010,071.80	13,591.32	-	-	1,023,663.12
Testing and Analysis of Materials/Products, Calibration Instruments and Apparatus and other Technical Services		4,267,000.00	(3,243,336.88)	1,023,663.12	1,023,663.12	-	-	-	1,023,663.12	1,010,071.80	13,591.32	-	-	1,023,663.12
PS		4,267,000.00	(3,243,336.88)	1,023,663.12	1,023,663.12	-	-	-	1,023,663.12	1,010,071.80	13,591.32	-	-	1,023,663.12



STATEMENT OF APPROPRIATIONS, ALLOTMENTS, OBLIGATIONS DISBURSEMENTS AND BALANCES  
As of the Quarter Ending September 30, 2020

Department : Department of Science and Technology  
Agency : Industrial Technology Development Institute (ITDI)  
OU :  
Org. Code : 190050000000

X	Current Year Appropriations
	Supplemental Appropriations
	Continuing Appropriations

Particulars	UACS CODE	Appropriations			Allotments				Adjusted Total Allotments	Current Year Obligations				Total
		Authorize Appropriation	Adjustments (Transfer (To)(From, Realignment)	Adjusted Appropriations	Allotments Received	Adjustments (Withdrawal, Realignment)	Transfer To	Transfer From		1st Quarter Ending March 31	2nd Quarter Ending June 30	3rd Quarter Ending Sept. 30	4th Quarter Ending Dec. 31	
1	2	3	4	5=3+4	6	7	8	9	10=[(6+(-)7)-8+9]	11	12	13	14	15=(11+12+13+14)
Subtotal, Automatic Appropriations		16,134,000.00	(12,223,206.00)	3,910,794.00	3,910,794.00	-	-	-	3,910,794.00	3,910,794.30	180,936.40	-	-	4,091,730.70
PS		16,134,000.00	(12,223,206.00)	3,910,794.00	3,910,794.00	-	-	-	3,910,794.00	3,910,794.30	180,936.40	-	-	4,091,730.70
III. Special Purpose Funds														
Miscellaneous Personnel Benefits Fund (MPBF)		6,250,000.00	-	6,250,000.00	6,250,000.00	-	-	-	6,250,000.00	-	-	-	-	-
PS		6,250,000.00	-	6,250,000.00	6,250,000.00	-	-	-	6,250,000.00	-	-	-	-	-
Pension and Gratuity Fund (PGF)		1,133,580.00	-	1,133,580.00	1,133,580.00	-	-	-	1,133,580.00	-	1,133,579.21	-	-	1,133,579.21
PS		1,133,580.00	-	1,133,580.00	1,133,580.00	-	-	-	1,133,580.00	-	1,133,579.21	-	-	1,133,579.21
Calamity Fund (Bangon Marawi)		-	-	-	-	-	-	-	-	-	-	-	-	-
MOOE		-	-	-	-	-	-	-	-	-	-	-	-	-
CO		-	-	-	-	-	-	-	-	-	-	-	-	-
Subtotal, Special Purpose Funds		7,383,580.00	-	7,383,580.00	7,383,580.00	-	-	-	7,383,580.00	-	1,133,579.21	-	-	1,133,579.21
PS		7,383,580.00	-	7,383,580.00	7,383,580.00	-	-	-	7,383,580.00	-	1,133,579.21	-	-	1,133,579.21
MOOE		-	-	-	-	-	-	-	-	-	-	-	-	-
CO		-	-	-	-	-	-	-	-	-	-	-	-	-
GRAND TOTAL		547,715,580.00	(39,775,795.00)	507,939,785.00	504,239,785.00	-	-	-	504,239,785.00	134,544,203.40	108,751,284.04	68,409,128.73	-	311,704,616.17
PS		260,690,580.00	(12,223,206.00)	248,467,374.00	248,467,374.00	-	-	-	248,467,374.00	73,284,754.57	64,216,257.19	48,637,232.60	-	186,138,244.36
MOOE		117,140,000.00	(9,678,000.00)	107,462,000.00	103,762,000.00	-	-	-	103,762,000.00	23,054,568.38	6,951,486.85	15,051,958.13	-	45,058,013.36
CO		169,885,000.00	(17,874,589.00)	152,010,411.00	152,010,411.00	-	-	-	152,010,411.00	38,204,880.45	37,583,540.00	4,719,938.00	-	80,508,358.45
Certified Correct:		Certified Correct:			Recommending Approval:				Approved by:					
 ERIC M. CHARLTON AO V Date:		 SOLEDAD S. REYES Accountant IV Date:			 DR. JANET F. QUIZON Chief, FMD Date:				 DR. ANNABELLE V. BRIONES Director Date:					

X	Current Year Appropriations
	Supplemental Appropriations
	Continuing Appropriations

Particulars	UACS CODE	Current Year Disbursements					Balances			
		1st Quarter Ending March 31	2nd Quarter Ending June 30	3rd Quarter Ending Sept. 30	4th Quarter Ending Dec. 31	Total	Unreleased Appropriations	Unobligated Allotment	Unpaid Obligations	
									Due and Demandable	Not Yet Due and Demandable
1	2	16	17	18	19	20=(16+17+18+19)	21=(5-10)	22=(10-15)	23	24
I. Agency Specific Budget										
General Administration and Support		26,353,460.18	23,972,341.78	18,995,269.10	-	69,321,071.06	-	27,242,158.02	-	1,497,770.92
General Administration and Supervision	100000100001	22,164,930.25	21,763,360.02	17,299,231.38	-	61,227,521.65	-	24,947,662.43	-	1,483,815.92
PS		20,793,402.94	20,906,902.96	15,458,251.24	-	57,158,557.14	-	23,262,395.48	-	10,047.38
MOOE		1,371,527.31	856,457.06	1,840,980.14	-	4,068,964.51	-	1,685,266.95	-	1,473,768.54
CO		-	-	-	-	-	-	-	-	-
Administration of Personnel Benefits	100000100002	1,862,468.34	-	-	-	1,862,468.34	-	700,531.66	-	-
PS		1,862,468.34	-	-	-	1,862,468.34	-	700,531.66	-	-
MOOE		-	-	-	-	-	-	-	-	-
CO		-	-	-	-	-	-	-	-	-
Evaluation, Coordination and Monitoring of Industrial Programs/Projects and Management Information System	100000100003	2,326,061.59	2,208,981.76	1,696,037.72	-	6,231,081.07	-	1,593,963.93	-	13,955.00
PS		2,308,093.39	2,200,981.76	1,682,002.87	-	6,191,078.02	-	1,425,921.98	-	(0.00)
MOOE		17,968.20	8,000.00	14,034.85	-	40,003.05	-	168,041.95	-	13,955.00
CO		-	-	-	-	-	-	-	-	-
Operations		39,792,625.45	53,912,685.43	43,813,733.27	-	137,519,044.15	3,700,000.00	159,223,946.72	55,108,198.52	43,033,221.61
OO: Increased benefits to Filipinos from scientific knowledge and technologies for industry and competitiveness		39,792,625.45	53,912,685.43	43,813,733.27	-	137,519,044.15	3,700,000.00	159,223,946.72	55,108,198.52	43,033,221.61
INDUSTRIAL TECHNOLOGY RESEARCH AND DEVELOPMENT		19,447,159.69	28,924,350.68	24,052,171.28	-	72,423,681.65	-	94,359,201.85	143,963.80	13,681,563.70
Research and Development of Technologies in Industrial Manufacturing, Mineral Processing and Energy	310100100001	18,676,028.96	27,838,504.77	21,532,126.89	-	68,046,660.62	-	34,973,338.73	124,426.80	6,997,573.85
PS		16,001,705.14	24,194,130.42	17,254,409.87	-	57,450,245.43	-	13,755,053.22	-	5,274,701.35
MOOE		2,674,323.82	3,644,374.35	4,277,717.02	-	10,596,415.19	-	21,218,285.51	124,426.80	1,722,872.50
CO		-	-	-	-	-	-	-	-	-
Locally-Funded Project(s)		771,130.73	1,085,845.91	2,520,044.39	-	4,377,021.03	-	59,385,863.12	19,537.00	6,683,989.85
Repair/Renovation and Maintenance of ITDI Buildings and Facilities	310100200001	-	-	111,917.54	-	111,917.54	-	21,740,721.55	-	272,771.91
PS		-	-	-	-	-	-	-	-	-
MOOE		-	-	-	-	-	-	-	-	-
CO		-	-	111,917.54	-	111,917.54	-	21,740,721.55	-	272,771.91
ITDI Information Technology Capability Enhancement and Sustainability	310100200003	771,130.73	1,085,845.91	2,408,126.85	-	4,265,103.49	-	37,645,141.57	19,537.00	6,411,217.94
PS		-	-	-	-	-	-	-	-	-
MOOE		771,130.73	542,985.91	698,990.85	-	2,013,107.49	-	3,935,437.57	19,537.00	809,917.94
CO		-	542,860.00	1,709,136.00	-	2,251,996.00	-	33,709,704.00	-	5,601,300.00
INDUSTRIAL TECHNOLOGY TRANSFER PROGRAM		5,392,677.06	7,019,467.96	5,700,380.42	-	18,112,525.44	-	7,561,723.33	14,650.00	662,101.23
Transfer of Technologies in Industrial Manufacturing, Mineral Processing and Energy	310200100001	28,507.90	1,232.20	51,665.00	-	81,405.10	-	488,440.90	-	6,154.00
PS		-	-	-	-	-	-	-	-	-
MOOE		28,507.90	1,232.20	51,665.00	-	81,405.10	-	488,440.90	-	6,154.00
CO		-	-	-	-	-	-	-	-	-

**STATEMENT OF APPROPRIATIONS, ALLOTMENTS, OBLIGATIONS DISBURSEMENTS AND BALANCES**  
As of the Quarter Ending September 30, 2020

FAR No. 1





Department : Department of Science and Technology  
Agency : Industrial Technology Development Institute (ITDI)  
OU :  
Org. Code : 190050000000

X	Current Year Appropriations
	Supplemental Appropriations
	Continuing Appropriations

Particulars	UACS CODE	Current Year Disbursements					Balances			
		1st Quarter Ending March 31	2nd Quarter Ending June 30	3rd Quarter Ending Sept. 30	4th Quarter Ending Dec. 31	Total	Unreleased Appropriations	Unobligated Allotment	Unpaid Obligations	
									Due and Demandable	Not Yet Due and Demandable
1	2	16	17	18	19	20=(16+17+18+19)	21=(5-10)	22=(10-15)	23	24
Promotion and Marketing of Industrial Technologies and Services	310200100002	5,364,169.16	7,018,235.76	5,648,715.42	-	18,031,120.34	-	7,073,282.43	14,650.00	655,947.23
PS		5,293,752.05	6,974,788.52	5,617,389.10	-	17,885,929.67	-	6,244,747.05	-	227,323.28
MOOE		70,417.11	43,447.24	31,326.32	-	145,190.67	-	828,535.38	14,650.00	428,623.95
CO		-	-	-	-	-	-	-	-	-
INDUSTRIAL TECHNOLOGY TECHNICAL SERVICES PROGRAM	310300100001	14,952,788.70	17,968,866.79	14,061,181.57	-	46,982,837.06	3,700,000.00	57,303,021.54	54,949,584.72	28,689,556.68
Testing and Analysis of Materials/Products, Calibration Instruments and Apparatus and other Technical Services		11,047,570.22	14,919,461.36	10,004,113.43	-	35,971,145.01	3,700,000.00	12,956,597.51	4,450.00	1,657,807.48
PS		10,087,129.52	14,635,557.50	9,317,485.09	-	34,040,172.11	-	10,871,416.16	-	812,411.73
MOOE		960,440.70	283,903.86	686,628.34	-	1,930,972.90	3,700,000.00	2,085,181.35	4,450.00	845,395.75
CO		-	-	-	-	-	-	-	-	-
Locally-Funded Project(s)	310300200001	3,905,218.48	3,049,405.43	4,057,068.14	-	11,011,692.05	-	44,346,424.03	54,945,134.72	27,031,749.20
Enhancing the Competence and Capability of the National Metrology Laboratories of the Philippines		3,905,218.48	3,049,405.43	4,057,068.14	-	11,011,692.05	-	44,346,424.03	54,945,134.72	27,031,749.20
PS		-	-	-	-	-	-	-	-	-
MOOE		3,905,218.48	3,049,405.43	4,057,068.14	-	11,011,692.05	-	28,294,797.03	2,044,277.72	7,662,233.20
CO		-	-	-	-	-	-	16,051,627.00	52,900,857.00	19,369,516.00
<b>Subtotal, Agency Specific Budget</b>		66,146,085.63	77,885,027.21	62,809,002.37	-	206,840,115.21	3,700,000.00	186,466,104.74	55,108,198.52	44,530,992.53
PS		56,346,551.38	68,912,361.16	49,329,538.17	-	174,588,450.71	-	56,260,065.55	-	6,324,483.74
MOOE		9,799,534.25	8,429,806.05	11,658,410.66	-	29,887,750.96	3,700,000.00	58,703,986.64	2,207,341.52	12,962,920.88
CO		-	542,860.00	1,821,053.54	-	2,363,913.54	-	71,502,052.55	52,900,857.00	25,243,587.91
<b>II. Automatic Appropriations</b>										
General Administration and Support	100000100001	584,468.42	111,738.96	-	-	696,207.38	-	(180,936.70)	-	-
General Administration and Supervision		407,057.90	109,383.24	-	-	516,441.14	-	(180,936.70)	-	-
PS		407,057.90	109,383.24	-	-	516,441.14	-	(180,936.70)	-	-
Evaluation, Coordination and Monitoring of Industrial Programs/Projects and Management Information System	100000100003	177,410.52	2,355.72	-	-	179,766.24	-	-	-	-
PS		177,410.52	2,355.72	-	-	179,766.24	-	-	-	-
Operations		3,326,325.88	69,197.44	-	-	3,395,523.32	-	-	-	-
OO: Increased benefits to Filipinos from scientific knowledge and technologies for industry and competitiveness		3,326,325.88	69,197.44	-	-	3,395,523.32	-	-	-	-
INDUSTRIAL TECHNOLOGY RESEARCH AND DEVELOPMENT	310100100001	1,786,117.67	44,618.40	-	-	1,830,736.07	-	-	-	0.00
Research and Development of Technologies in Industrial Manufacturing, Mineral Processing and Energy		1,786,117.67	44,618.40	-	-	1,830,736.07	-	-	-	0.00
PS		1,786,117.67	44,618.40	-	-	1,830,736.07	-	-	-	0.00
INDUSTRIAL TECHNOLOGY TRANSFER PROGRAM	310200100002	530,136.41	10,987.72	-	-	541,124.13	-	-	-	0.00
Promotion and Marketing of Industrial Technologies and Services		530,136.41	10,987.72	-	-	541,124.13	-	-	-	0.00
PS		530,136.41	10,987.72	-	-	541,124.13	-	-	-	0.00
INDUSTRIAL TECHNOLOGY TECHNICAL SERVICES PROGRAM	310300100001	1,010,071.80	13,591.32	-	-	1,023,663.12	-	-	-	0.00
Testing and Analysis of Materials/Products, Calibration Instruments and Apparatus and other Technical Services		1,010,071.80	13,591.32	-	-	1,023,663.12	-	-	-	0.00
PS		1,010,071.80	13,591.32	-	-	1,023,663.12	-	-	-	0.00



X	Current Year Appropriations
	Supplemental Appropriations
	Continuing Appropriations

Particulars	UACS CODE	Current Year Disbursements					Balances			
		1st Quarter Ending March 31	2nd Quarter Ending June 30	3rd Quarter Ending Sept. 30	4th Quarter Ending Dec. 31	Total	Unreleased Appropriations	Unobligated Allotment	Unpaid Obligations	
									Due and Demandable	Not Yet Due and Demandable
1	2	16	17	18	19	20=(16+17+18+19)	21=(5-10)	22=(10-15)	23	24
<b>Subtotal, Automatic Appropriations</b>		3,910,794.30	180,936.40	-	-	4,091,730.70	-	(180,936.70)	-	-
PS		3,910,794.30	180,936.40	-	-	4,091,730.70	-	(180,936.70)	-	-
<b>III. Special Purpose Funds</b>										
Miscellaneous Personnel Benefits Fund (MPBF)		-	-	-	-	-	-	6,250,000.00	-	-
PS		-	-	-	-	-	-	6,250,000.00	-	-
Pension and Gratuity Fund (PGF)		-	1,133,579.21	-	-	1,133,579.21	-	0.79	-	-
PS		-	1,133,579.21	-	-	1,133,579.21	-	0.79	-	-
Calamity Fund (Bangon Marawi)		-	-	-	-	-	-	-	-	-
MOOE		-	-	-	-	-	-	-	-	-
CO		-	-	-	-	-	-	-	-	-
<b>Subtotal, Special Purpose Funds</b>		-	1,133,579.21	-	-	1,133,579.21	-	6,250,000.79	-	-
PS		-	1,133,579.21	-	-	1,133,579.21	-	6,250,000.79	-	-
MOOE		-	-	-	-	-	-	-	-	-
CO		-	-	-	-	-	-	-	-	-
<b>GRAND TOTAL</b>		<b>70,056,879.93</b>	<b>79,199,542.82</b>	<b>62,809,002.37</b>	<b>-</b>	<b>212,065,425.12</b>	<b>3,700,000.00</b>	<b>192,535,168.83</b>	<b>55,108,198.52</b>	<b>44,530,992.53</b>
PS		60,257,345.68	70,226,876.77	49,329,538.17	-	179,813,760.62	-	62,329,129.64	-	6,324,483.74
MOOE		9,799,534.25	8,429,806.05	11,658,410.66	-	29,887,750.96	3,700,000.00	58,703,986.64	2,207,341.52	12,962,920.88
CO		-	542,860.00	1,821,053.54	-	2,363,913.54	-	71,502,052.55	52,900,857.00	25,243,587.91
<b>Certified Correct:</b>		<b>Certified Correct:</b>		<b>Recommending Approval:</b>				<b>Approved by:</b>		
 ERIC M. CHARLTON AO V Date:		 SOLEDAD S. REYES Accountant IV Date:		 DR. JANET F. QUIZON Chief, FMD Date:				 DR. ANNABELLE V. BRIONES Director Date:		





	Current Year Appropriations
	Supplemental Appropriations
X	Continuing Appropriations

Particulars	UACS CODE	Appropriations			Allotments					Current Year Obligations				
		Authorize Appropriation	Adjustments (Trasfer (To)(From, Realignment)	Adjusted Appropriations	Allotments Received	Adjustments (Withdrawal, Realignment)	Transfer To	Transfer From	Adjusted Total Allotments	1st Quarter Ending March 31	2nd Quarter Ending June 30	3rd Quarter Ending Sept. 30	4th Quarter Ending Dec. 31	Total
1	2	3	4	5=3+4	6	7	8	9	10=[(6+(-)7)-8+9]	11	12	13	14	15=(11+12+13+14)
I. Agency Specific Budget														
General Administration and Support	100000100001	5,023,460.26	(1,300,000.00)	3,723,460.26	3,723,460.26	-	-	-	3,723,460.26	1,087,964.17	-	-	-	1,087,964.17
General Administration and Supervision		3,454,665.68	(1,300,000.00)	2,154,665.68	2,154,665.68	-	-	-	2,154,665.68	81,880.70	-	-	-	81,880.70
PS		2,131,320.66	-	2,131,320.66	2,131,320.66	-	-	-	2,131,320.66	80,080.70	-	-	-	80,080.70
MOOE		23,345.02	-	23,345.02	23,345.02	-	-	-	23,345.02	1,800.00	-	-	-	1,800.00
CO		1,300,000.00	(1,300,000.00)	-	-	-	-	-	-	-	-	-	-	-
Administration of Personnel Benefits		1,006,084.62	-	1,006,084.62	1,006,084.62	-	-	-	1,006,084.62	1,006,083.47	-	-	-	1,006,083.47
PS		1,006,084.62	-	1,006,084.62	1,006,084.62	-	-	-	1,006,084.62	1,006,083.47	-	-	-	1,006,083.47
MOOE		-	-	-	-	-	-	-	-	-	-	-	-	-
CO		-	-	-	-	-	-	-	-	-	-	-	-	-
Evaluation, Coordination and Monitoring of Industrial Programs/Projects and Management Information System			562,709.96	-	562,709.96	562,709.96	-	-	-	562,709.96	-	-	-	-
PS		522,689.46	-	522,689.46	522,689.46	-	-	-	522,689.46	-	-	-	-	-
MOOE		40,020.50	-	40,020.50	40,020.50	-	-	-	40,020.50	-	-	-	-	-
CO		-	-	-	-	-	-	-	-	-	-	-	-	-
Operations		38,811,754.10	(3,488,911.00)	35,322,843.10	35,322,843.10	-	-	-	35,322,843.10	11,778,448.12	609,674.65	2,816,206.52	-	15,204,329.29
OO: Increased benefits to Filipinos from scientific knowledge and technologies for industry and competitiveness		38,811,754.10	(3,488,911.00)	35,322,843.10	35,322,843.10	-	-	-	35,322,843.10	11,778,448.12	609,674.65	2,816,206.52	-	15,204,329.29
INDUSTRIAL TECHNOLOGY RESEARCH AND DEVELOPMENT		326,566.04	-	326,566.04	326,566.04	-	-	-	326,566.04	22,000.00	-	193,893.08	-	215,893.08
Research and Development of Technologies in Industrial Manufacturing, Mineral Processing and Energy	310100100001	53,801.72	-	53,801.72	53,801.72	-	-	-	53,801.72	-	-	-	-	-
PS		51,010.94	-	51,010.94	51,010.94	-	-	-	51,010.94	-	-	-	-	-
MOOE		2,790.78	-	2,790.78	2,790.78	-	-	-	2,790.78	-	-	-	-	-
CO		-	-	-	-	-	-	-	-	-	-	-	-	-
Locally-Funded Project(s)		272,764.32	-	272,764.32	272,764.32	-	-	-	272,764.32	22,000.00	-	193,893.08	-	215,893.08
Repair/Renovation and Maintenance of ITDI Buildings and Facilities	310100200001	272,764.32	-	272,764.32	272,764.32	-	-	-	272,764.32	22,000.00	-	193,893.08	-	215,893.08
PS		-	-	-	-	-	-	-	-	-	-	-	-	-
MOOE		-	-	-	-	-	-	-	-	-	-	-	-	-
CO		272,764.32	-	272,764.32	272,764.32	-	-	-	272,764.32	22,000.00	-	193,893.08	-	215,893.08
Modular Multi-Industry Innovation Center	310100200002	-	-	-	-	-	-	-	-	-	-	-	-	-
PS		-	-	-	-	-	-	-	-	-	-	-	-	-
MOOE		-	-	-	-	-	-	-	-	-	-	-	-	-
CO		-	-	-	-	-	-	-	-	-	-	-	-	-
INDUSTRIAL TECHNOLOGY TRANSFER PROGRAM		8,788,518.72	-	8,788,518.72	8,788,518.72	-	-	-	8,788,518.72	2,016,178.00	609,674.65	2,622,313.44	-	5,248,166.09
Transfer of Technologies in Industrial Manufacturing, Mineral Processing and Energy		24.80	-	24.80	24.80	-	-	-	24.80	-	-	-	-	-
PS		-	-	-	-	-	-	-	-	-	-	-	-	-
MOOE		24.80	-	24.80	24.80	-	-	-	24.80	-	-	-	-	-
CO		-	-	-	-	-	-	-	-	-	-	-	-	-

**STATEMENT OF APPROPRIATIONS, ALLOTMENTS, OBLIGATIONS DISBURSEMENTS AND BALANCES**  
As of the Quarter Ending September 30, 2020

Department : Department of Science and Technology  
Agency : Industrial Technology Development Institute (ITDI)  
OU :  
Org. Code : 190050000000

	Current Year Appropriations
	Supplemental Appropriations
X	Continuing Appropriations

Particulars	UACS CODE	Appropriations			Allotments					Current Year Obligations				
		Authorize Appropriation	Adjustments (To)(From, Realignment)	Adjusted Appropriations	Allotments Received	Adjustments (Withdrawal, Realignment)	Transfer To	Transfer From	Adjusted Total Allotments	1st Quarter Ending March 31	2nd Quarter Ending June 30	3rd Quarter Ending Sept. 30	4th Quarter Ending Dec. 31	Total
1	2	3	4	5=3+4	6	7	8	9	10=[(6+(-7)-8+9)]	11	12	13	14	15=[(11+12+13+14)]
Promotion and Marketing of Industrial Technologies and Services	310200100002	10,200.32	-	10,200.32	10,200.32	-	-	-	10,200.32	3,425.90	-	-	-	3,425.90
PS		1,639.92	-	1,639.92	1,639.92	-	-	-	1,639.92	-	-	-	-	-
MOOE		8,560.40	-	8,560.40	8,560.40	-	-	-	8,560.40	3,425.90	-	-	-	3,425.90
CO		-	-	-	-	-	-	-	-	-	-	-	-	-
Locally-Funded Projects:														
Brick-making Facility for the Province of Antique	310200200001	8,778,293.60	-	8,778,293.60	8,778,293.60	-	-	-	8,778,293.60	2,012,752.10	609,674.65	2,622,313.44	-	5,244,740.19
PS		-	-	-	-	-	-	-	-	-	-	-	-	-
MOOE		2,697,471.85	-	2,697,471.85	2,697,471.85	-	-	-	2,697,471.85	750,753.10	683,774.65	299,201.44	-	1,733,729.19
CO		6,080,821.75	-	6,080,821.75	6,080,821.75	-	-	-	6,080,821.75	1,261,999.00	(74,100.00)	2,323,112.00	-	3,511,011.00
INDUSTRIAL TECHNOLOGY TECHNICAL SERVICES PROGRAM		29,696,669.34	(3,488,911.00)	26,207,758.34	26,207,758.34	-	-	-	26,207,758.34	9,740,270.12	-	-	-	9,740,270.12
Testing and Analysis of Materials/Products, Calibration Instruments and Apparatus and other Technical Services	310300100001	126,717.93	-	126,717.93	126,717.93	-	-	-	126,717.93	41,359.25	-	-	-	41,359.25
PS		32,660.15	-	32,660.15	32,660.15	-	-	-	32,660.15	-	-	-	-	-
MOOE		94,057.78	-	94,057.78	94,057.78	-	-	-	94,057.78	41,359.25	-	-	-	41,359.25
CO		-	-	-	-	-	-	-	-	-	-	-	-	-
Locally-Funded Project(s)		29,569,951.41	(3,488,911.00)	26,081,040.41	26,081,040.41	-	-	-	26,081,040.41	9,698,910.87	-	-	-	9,698,910.87
Enhancing the Competence and Capability of the National Metrology Laboratories of the Philippines	310300200001	29,569,951.41	(3,488,911.00)	26,081,040.41	26,081,040.41	-	-	-	26,081,040.41	9,698,910.87	-	-	-	9,698,910.87
PS		-	-	-	-	-	-	-	-	-	-	-	-	-
MOOE		19,289,036.42	(3,488,911.00)	15,800,125.42	15,800,125.42	-	-	-	15,800,125.42	9,698,910.87	-	-	-	9,698,910.87
CO		10,280,914.99	-	10,280,914.99	10,280,914.99	-	-	-	10,280,914.99	-	-	-	-	-
Subtotal, Agency Specific Budget		43,835,214.36	(4,788,911.00)	39,046,303.36	39,046,303.36	-	-	-	39,046,303.36	12,866,412.29	609,674.65	2,816,206.52	-	16,292,293.46
PS		3,745,405.75	-	3,745,405.75	3,745,405.75	-	-	-	3,745,405.75	1,086,164.17	-	-	-	1,086,164.17
MOOE		22,155,307.55	(3,488,911.00)	18,666,396.55	18,666,396.55	-	-	-	18,666,396.55	10,496,249.12	683,774.65	299,201.44	-	11,479,225.21
CO		17,934,501.06	(1,300,000.00)	16,634,501.06	16,634,501.06	-	-	-	16,634,501.06	1,283,999.00	(74,100.00)	2,517,005.08	-	3,726,904.08
GRAND TOTAL		43,835,214.36	(4,788,911.00)	39,046,303.36	39,046,303.36	-	-	-	39,046,303.36	12,866,412.29	609,674.65	2,816,206.52	-	16,292,293.46
PS		3,745,405.75	-	3,745,405.75	3,745,405.75	-	-	-	3,745,405.75	1,086,164.17	-	-	-	1,086,164.17
MOOE		22,155,307.55	(3,488,911.00)	18,666,396.55	18,666,396.55	-	-	-	18,666,396.55	10,496,249.12	683,774.65	299,201.44	-	11,479,225.21
CO		17,934,501.06	(1,300,000.00)	16,634,501.06	16,634,501.06	-	-	-	16,634,501.06	1,283,999.00	(74,100.00)	2,517,005.08	-	3,726,904.08
Certified Correct:		Certified Correct:			Recommending Approval:				Approved by:					
														
ERIC M. CHARLTON		SOLEDAD S. REYES			DR. JANET F. QUIZON				DR. ANNABELLE V. BRIONES					
AO V		Accountant IV			Chief, FMD				Director					
Date:		Date:			Date:				Date:					



	Current Year Appropriations
	Supplemental Appropriations
X	Continuing Appropriations





[illegible]

**STATEMENT OF APPROPRIATIONS, ALLOTMENTS, OBLIGATIONS DISBURSEMENTS AND BALANCES**  
As of the Quarter Ending September 30, 2020

FAR No. 1

Department : Department of Science and Technology  
Agency : Industrial Technology Development Institute (ITDI)  
OU :  
Org. Code : 190050000000

	Current Year Appropriations
	Supplemental Appropriations
X	Continuing Appropriations

Particulars	UACS CODE	Current Year Disbursements					Balances			
		1st Quarter Ending March 31	2nd Quarter Ending June 30	3rd Quarter Ending Sept. 30	4th Quarter Ending Dec. 31	Total	Unreleased Appropriations	Unobligated Allotment	Unpaid Obligations	
									Due and Demandable	Not Yet Due and Demandable
1	2	16	17	18	19	20=(16+17+18+19)	21=(5-10)	22=(10-15)	23	24
Promotion and Marketing of Industrial Technologies and Services	310200100002	3,425.90	-	-	-	3,425.90	-	6,774.42	-	-
PS		-	-	-	-	-	-	1,639.92	-	-
MOOE		3,425.90	-	-	-	3,425.90	-	5,134.50	-	-
CO		-	-	-	-	-	-	-	-	-
Locally-Funded Projects:										
Brick-making Facility for the Province of Antique	310200200001	593,193.28	691,999.65	525,068.44	-	1,810,261.37	-	3,533,553.41	21,970.00	3,412,508.82
PS		-	-	-	-	-	-	-	-	-
MOOE		593,193.28	691,999.65	325,069.44	-	1,610,262.37	-	963,742.66	21,970.00	101,496.82
CO		-	-	199,999.00	-	199,999.00	-	2,569,810.75	-	3,311,012.00
INDUSTRIAL TECHNOLOGY TECHNICAL SERVICES PROGRAM		135,859.25	48,855.32	1,433,333.33	-	1,618,047.90	-	16,467,488.22	-	8,122,222.22
Testing and Analysis of Materials/Products, Calibration Instruments and Apparatus and other Technical Services	310300100001	41,359.25	-	-	-	41,359.25	-	85,358.68	-	-
PS		-	-	-	-	-	-	32,660.15	-	-
MOOE		41,359.25	-	-	-	41,359.25	-	52,698.53	-	-
CO		-	-	-	-	-	-	-	-	-
Locally-Funded Project(s)		94,500.00	48,855.32	1,433,333.33	-	1,576,688.65	-	16,382,129.54	-	8,122,222.22
Enhancing the Competence and Capability of the National Metrology Laboratories of the Philippines	310300200001	94,500.00	48,855.32	1,433,333.33	-	1,576,688.65	-	16,382,129.54	-	8,122,222.22
PS		-	-	-	-	-	-	-	-	-
MOOE		94,500.00	48,855.32	1,433,333.33	-	1,576,688.65	-	6,101,214.55	-	8,122,222.22
CO		-	-	-	-	-	-	10,280,914.99	-	-
<b>Subtotal, Agency Specific Budget</b>		<b>1,810,048.21</b>	<b>751,249.36</b>	<b>1,958,401.77</b>	<b>-</b>	<b>4,519,699.34</b>	<b>-</b>	<b>22,754,009.90</b>	<b>43,970.00</b>	<b>11,728,624.12</b>
PS		1,075,769.78	10,394.39	-	-	1,086,164.17	-	2,659,241.58	-	-
MOOE		734,278.43	740,854.97	1,758,402.77	-	3,233,536.17	-	7,187,171.34	21,970.00	8,223,719.04
CO		-	-	199,999.00	-	199,999.00	-	12,907,596.98	22,000.00	3,504,905.08
<b>GRAND TOTAL</b>		<b>1,810,048.21</b>	<b>751,249.36</b>	<b>1,958,401.77</b>	<b>-</b>	<b>4,519,699.34</b>	<b>-</b>	<b>22,754,009.90</b>	<b>43,970.00</b>	<b>11,728,624.12</b>
PS		1,075,769.78	10,394.39	-	-	1,086,164.17	-	2,659,241.58	-	-
MOOE		734,278.43	740,854.97	1,758,402.77	-	3,233,536.17	-	7,187,171.34	21,970.00	8,223,719.04
CO		-	-	199,999.00	-	199,999.00	-	12,907,596.98	22,000.00	3,504,905.08
Certified Correct:		Certified Correct:		Recommending Approval:		Approved by:				
 ERIC M. CHARLTON AO V Date:		 SOLEDAD S. REYES Accountant IV Date:		 DR. JANET F. QUIZON Chief, FMD Date:		 DR. ANNABELLE V. BRIONES Director Date:				