

**FORM A-1**  
**DETAILS OF PERFORMANCE INDICATORS AND ACCOMPLISHMENTS\***

AGENCY: INDUSTRIAL TECHNOLOGY DEVELOPMENT INSTITUTE (ITDI)

PREXC and Pls / Responsible Bureaus  (1)	Performance Indicator 1  (2)	FY 2019 TARGET for Performance Indicator 1 (3)	As of Q4 FY 2019 ACCOMPLISHMENT for Performance Indicator 1 (4)	Performance Indicator 2  (5)	FY 2019 TARGET for Performance Indicator 2 (6)	As of Q4 FY 2019 ACCOMPLISHMENT for Performance Indicator 2 (7)	Performance Indicator 3  (8)	FY 2019 TARGET for Performance Indicator 3 (9)	As of Q4 FY 2019 ACCOMPLISHMENT for Performance Indicator 3 (10)	Remarks  (11)
<b>A. PREXC</b>										
<b>I. Industrial Technology R&amp;D Program (Outcome Indicators)</b>										
R&D Divisions, PMISD	Number of partnerships with public and private stakeholders and international organizations	15	17 17 / 15 = 113%	Amount of revenue generated from partnerships	PhP 100M	PhP 250,129,275.33 250,129,275.33/100M= = 250%				
<b>I. Industrial Technology R&amp;D Program (Output Indicators)</b>										
R&D Divisions, PMISD	Number of projects completed	20	26 26 / 20 = 130%	Percentage of projects implemented within the approved timeframe	100%	100% 100% /100% = 100%	Percentage of projects completed which are published in peer- reviewed journals, presented in national and/or international conferences, or with IP filed or approved	50%	51% 51% / 50% = 102%	not cumulative
<b>II. Industrial Technology Transfer Program (Outcome Indicators)</b>										
R&D Divisions, TSD	% of clients who rate the technology transfer as satisfactory or better	90%	100% 100% /90% = 111%							

**FORM A-1**  
**DETAILS OF PERFORMANCE INDICATORS AND ACCOMPLISHMENTS\***

AGENCY: INDUSTRIAL TECHNOLOGY DEVELOPMENT INSTITUTE (ITDI)

PREXC and Pls / Responsible Bureaus (1)	Performance Indicator 1 (2)	FY 2019 TARGET for Performance Indicator 1 (3)	As of Q4 FY 2019 ACCOMPLISHMENT for Performance Indicator 1 (4)	Performance Indicator 2 (5)	FY 2019 TARGET for Performance Indicator 2 (6)	As of Q4 FY 2019 ACCOMPLISHMENT for Performance Indicator 2 (7)	Performance Indicator 3 (8)	FY 2019 TARGET for Performance Indicator 3 (9)	As of Q4 FY 2019 ACCOMPLISHMENT for Performance Indicator 3 (10)	Remarks (11)
<b>II. Industrial Technology Transfer Program (Output Indicators)</b>										
R&D Divisions, TSD	Number of Knowledge / technologies diffused	30	62 62 / 30 = 207%	Number of technologies transferred / commercialized through technology transfer agreement	5	9 9 / 5 = 180%	% of requests for technology transfer that have been provided within the required time frame	100%	100% 100% / 100% = 100%	
<b>III. Industrial Technology Technical Services Program (Outcome Indicators)</b>										
R&D Divisions, STD, NML	% of customers that rate the technical services rendered as satisfactory or better	90%	100% 100% / 90% = 111%							
<b>III. Industrial Technology Technical Services Program (Output Indicators)</b>										
R&D Divisions, STD, NML	Number of technical services rendered	17,000	24,734 24,734 / 17,000 = 145%	% of requests for technical services that have been provided within the required time frame	90%	100% 100% / 90% = 111%	Number of clients benefitting from technical services	3,000	7,148 7,148 / 3,000 = 238%	
<b>B. Support to Operations (without STO but maintain Quality Management Systems and Information Systems)</b>										
ITDI-wide	No. of Quality Management Sytems Maintained	27	27 27 / 27 = 100%	No. of Information Sytems Maintained	12	12 12 / 12 = 100%				





FORM A-1  
DETAILS OF PERFORMANCE INDICATORS AND ACCOMPLISHMENTS\*

AGENCY: INDUSTRIAL TECHNOLOGY DEVELOPMENT INSTITUTE (ITDI)


PREXC and Pls / Responsible Bureaus  (1)	Performance Indicator 1  (2)	FY 2019 TARGET for Performance Indicator 1  (3)	As of Q4 FY 2019 ACCOMPLISHMENT for Performance Indicator 1  (4)	Performance Indicator 2  (5)	FY 2019 TARGET for Performance Indicator 2  (6)	As of Q4 FY 2019 ACCOMPLISHMENT for Performance Indicator 2  (7)	Performance Indicator 3  (8)	FY 2019 TARGET for Performance Indicator 3  (9)	As of Q4 FY 2019 ACCOMPLISHMENT for Performance Indicator 3  (10)	Remarks  (11)
<b>C. General Administration and Support Services (GASS)</b>										
FMD	1. Budget Utilization Rate (BUR)	90%	92.16%	1. Budget Utilization Rate (BUR)	90%	74.25%				
	a. Obligations			b. Disbursements						
FMD	2. Quarterly Submissions of Budget and Financial Accountability Report	100%	100%							
FMD	Full Compliance with at least 30% of the prior years' COA Audit Recommendation s	100%	100%							

Recommending Approval:

  
**DR. ZORAYDA V. ANG**  
 Chief SRS, Planning & Management Information Systems Division

Approved by:  
  
**ANNABELLE V. BRIONES, Ph.D.**  
 Director, ITDI

Prepared by:

  
**ERIC M. CHARLTON**  
 Budget Officer, FMD

Date \_\_\_\_\_

Date \_\_\_\_\_

Date \_\_\_\_\_